



TYPE EXAMINATION CERTIFICATE




Equipment or Protective System intended for use in Potentially Explosive Atmospheres Directive 2014/34/EU

- [3] Type Examination Certificate Number: **DEMKO 18 ATEX 2135X Rev. 1**
- [4] Product: **PS5000 Display Adapter (Human-Machine Interfaces), PFXZPPDADDP2 and PFXPA2 Series**
- [5] Manufacturer: **Schneider Electric Japan Holdings Ltd.**
- [6] Address: **4-4-9 Kitahama, Chuo-Ku, Osaka-shi, Osaka 541-0041 Japan**
- [7] This equipment and any acceptable variation thereto is specified in the schedule to this certificate and the documents therein referred to.
- [8] UL International Demko A/S certifies that this product has been found to comply with the Essential Health and Safety Requirements relating to the design and construction of products intended for use in potentially explosive atmospheres given in Annex II to Directive 2014/34/EU of the European Parliament and of the Council, dated 26 February 2014.
- The examination and test results are recorded in confidential report no. **US/UL/ExTR18.0149/01.**
- [9] Compliance with the Essential Health and Safety Requirements has been assured by compliance with:
- | | |
|---------------------------------|-------------------------|
| EN 60079-0:2012+A11:2013 | EN 60079-11:2012 |
| EN 60079-15:2010 | EN 60079-31:2014 |
- except in respect of those requirements listed at item 18 of the Schedule.
- [10] If the sign "X" is placed after the certificate number, it indicates that the product is subject to the Specific Conditions of Use specified in the schedule to this certificate.
- [11] This Type examination certificate relates only to the design of the specified product, and not to specific items of product subsequently manufactured.
- [12] The marking of the product shall include the following:

 **II 3 G Ex nA IIC T4 Gc**

 **II 3 G Ex ic nA IIC T4 Gc**

 **II 3 D Ex tc IIIC T135°C Dc**

Certification Manager
Jan-Erik Storgaard

This is to certify that the sample(s) of the Product described herein ("Certified Product") has been investigated and found in compliance with the Standard(s) indicated on this Certificate, in accordance with the ATEX Product Certification Program Requirements. This certificate and test results obtained apply only to the product sample(s) submitted by the Manufacturer. UL did not select the sample(s) or determine whether the sample(s) provided were representative of other manufactured product. UL has not established Follow-Up Service or other surveillance of the product. The Manufacturer is solely and fully responsible for conformity of all product to all applicable Standards, specifications, requirements or Directives. The test results may not be used, in whole or in part, in any other document without UL's prior written approval.

Date of issue: 2018-10-29

Re-issued: 2021-06-28

Certification Body

UL International Demko A/S, Borupvang 5A, 2750 Ballerup, Denmark
Tel. +45 44 85 65 65, info.dk@ul.com, www.ul.com

[13]

[14]

Schedule TYPE EXAMINATION CERTIFICATE No. DEMKO 18 ATEX 2135X Rev. 1

[15]

Description of Product:

The devices Model PFXZPPDADDP2 series are adapter modules and Models PFXPA2 series are display panels and adaptor modules. That are intended to mount on or install to industrial control panel and remotely connect to the box type IPC by USB port for touch screen signal and Display port for video. The extended Receiver and Transmitter modules can also connect to up to 4 Display Adapters by RJ45 type Ethernet.

Nomenclature I:

PFXP	A	2	7	N	N	A	N	0	N	ZZZZZ
I	II		III	IV	V	VI	VII	VIII	IX	X

- I. Prefix:
PFXP
- II. Version:
A – Display Adapter
- III. Display module:
7 – 4:3 15" display panel, module PFXPPD5700TA
J – 15.6" W display panel, module PFXPPD5700WP
- IV. Combination of Box Type and modular:
N – None
- V. Expansion slot configuration:
N – None
- VI. Power source:
D – DC power source
A – AC power source
- VII. Memory:
N – None
- VIII. Operating system:
0 – None
- IX. Storage type:
N – None
- X. Combination of Interfaces, second storage type and software bundle:
Z can be any character to represent the combination.

Nomenclature II:

PFXZPPDADDP2	xxxxxx
I	II

- I. Prefix:
PFXZPPDADDP2 – Display Adapter (No display)
- II. Marketing code:
x can be any alphanumeric character, blank or “-“

The optical radiation output of the product with respect to explosion protection, according to Annex II clause 1.3.1 of the Directive 2014/34/EU is covered in this certificate based on Exception 1) to the scope of EN 60079-28:2015.

Temperature range:

The relation between ambient temperature and the assigned temperature class is as follows:

Ambient temperature range
0 °C ≤ Ta ≤ +55 °C

Temperature class
T4

Electrical data

Display Adapter:

Model Series:	Model Name Suffix:	Protection technique:	Rating:
PFXZPPDADDP2	N/A	nA	Input 24Vdc, 1.4A
PFXPA27NN	Followed by “D”	ic nA	Input 24Vdc, 1.4A
	Followed by “A” (PFXZPBPUAC2)	tc	
PFXPA2JNN	Followed by “D”	nA	Input 24Vdc, 1.4A
	Followed by “A” (PFXZPBPUAC2)	tc	
			Input 100-240Vac, 50-60Hz. 1.6-0.9A max.



[13]

[14]

Schedule TYPE EXAMINATION CERTIFICATE No. DEMKO 18 ATEX 2135X Rev. 1

Accessory:

<u>Accessory type:</u> AC Power Supply	<u>Model:</u> PFXZPBPUAC2	<u>Rating:</u> [For use only with Display Adapter Models marked with "tc" protection technique.] Input: 100-240 V ac, 50-60Hz, 1.8-0.9 A max. or 1.6-0.9 A max. Output: 24 V dc, 5.5 A max.
---	------------------------------	--

Routine tests:

No routine tests are necessary.

[16]

Descriptive Documents

The scheduled drawings are listed in the report no. provided under item no. [8] on page 1 of this Type Examination Certificate.

[17]

Special Conditions of Use:

For Display Adapter Models PFXPA27NND and PFXPA2JNND series:

- All front surfaces have been evaluated to the enclosure requirements for Ingress Protection to IP65 in accordance with EN 60079-15 and EN 60079-31.
- The equipment shall only be used in an area of not more than pollution degree 2 as defined in EN 60664-1.
- Transient protection shall be provided that is set at a level not exceeding 140 % of the peak rated voltage at the supply terminals to the equipment.
- The equipment shall be mounted in an enclosure that provides a degree of protection not less than IP54 in accordance with EN 60079-15 for category 3G Zone 2 or IP65 in accordance with EN 60079-31 for category 3D Zone 22.
- Do not expose to direct sunlight or UV light source.
- Subject equipment must be installed in a low risk of mechanical danger environment.

For Display Adapter Models PFXPA27NNA and PFXPA2JNNA series:

- All front surfaces have been evaluated to the enclosure requirements for Ingress Protection to IP65 in accordance with EN 60079-31.
- The equipment shall be mounted in an enclosure that provides a degree of protection not less than IP65 in accordance with EN 60079-31 for category 3D Zone 22.
- Do not expose to direct sunlight or UV light source.
- Subject equipment must be installed in a low risk of mechanical danger environment.

For Display Adapter Models PFXZPPDADDP2:

- The equipment shall only be used in an area of not more than pollution degree 2 as defined in EN 60664-1.
- Transient protection shall be provided that is set at a level not exceeding 140 % of the peak rated voltage at the supply terminals to the equipment.
- The equipment shall be installed in an enclosure that provides a degree of protection not less than IP54 in accordance with EN 60079-15 for category 3G Zone 2.

[18]

Essential Health and Safety Requirements

In addition to the Essential Health and Safety Requirements (EHSRs) covered by the standards listed at item 9.

Additional information

All front surfaces of models PFXPA27 and PFXPA2J series have in addition passed the tests for Ingress Protection to IP65 in accordance with EN60529:1991+A1:2000+A2:2013.



The trademark



or

will be used as the company identifier on the marking label.

