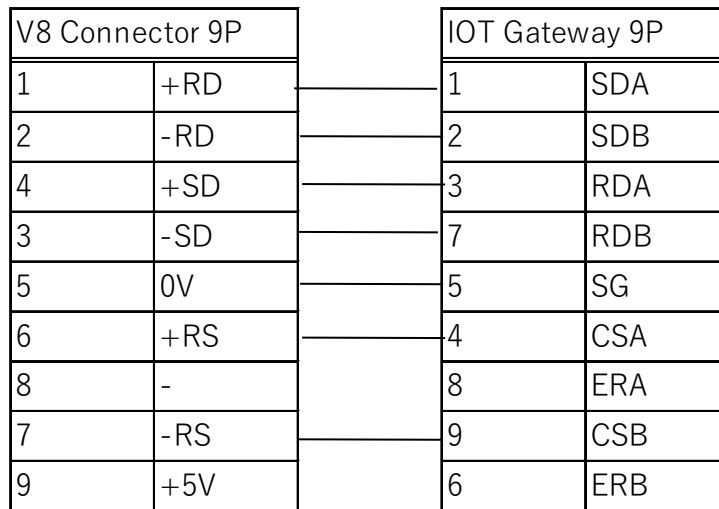


Operation-tested HMI's (Gateway Mode)

- HMI: Hakko Corporation V810iS
- Driver: Mitsubishi Electric A Series CPU Direct

Cable Diagram : H-3

When using a RS422 port

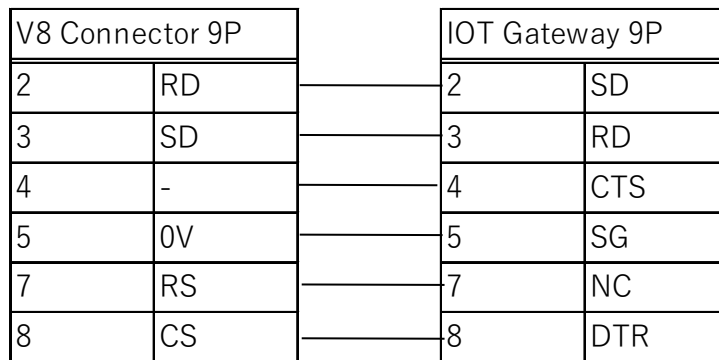


Operation-tested HMIs (Gateway Mode)

- HMI: Hakko Corporation V810iS
- Driver: Mitsubishi A Series Computer Link

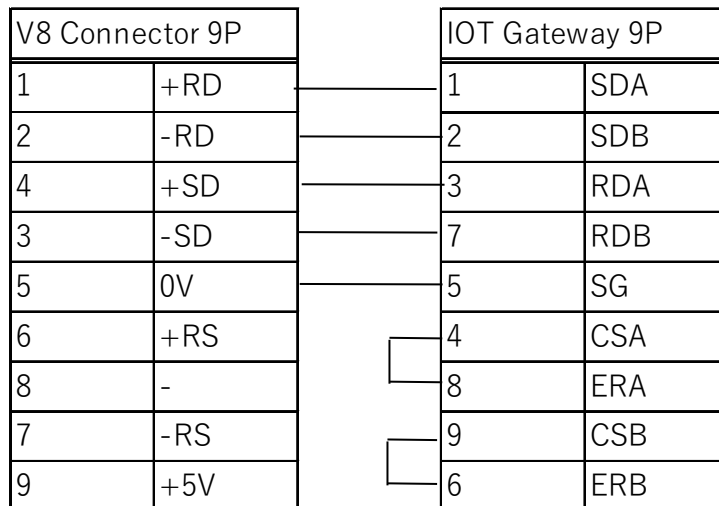
Cable Diagram : H-4

When using a RS232C port



Cable Diagram : H-2

When using a RS422 port

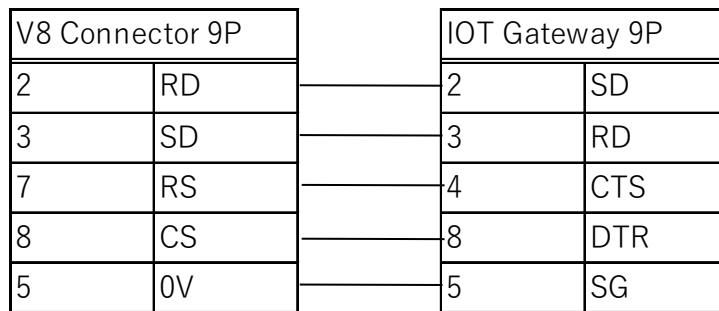


Operation-tested HMIs (Gateway Mode)

- HMI: Hakko Corporation V810iS
- Driver: Mitsubishi Q Series CPU Direct

Cable Diagram : H-1

When using a RS232C port

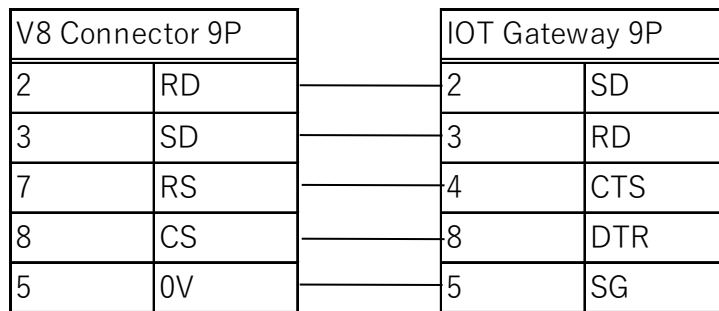


Operation-tested HMIs (Gateway Mode)

- HMI: Hakko Corporation V810iS
- Driver: Mitsubishi Q Series CPU Direct

Cable Diagram : H-1

When using a RS232C port

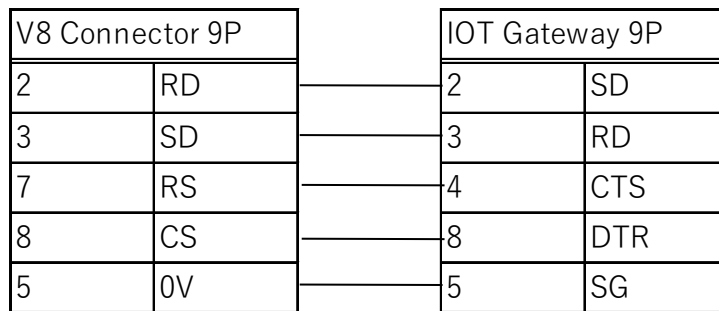


Operation-tested HMIs (Gateway Mode)

- HMI: Hakko Corporation V810iS
- Driver: Mitsubishi Q/QnA Serial Communication

Cable Diagram : H-1

When using a RS232C port

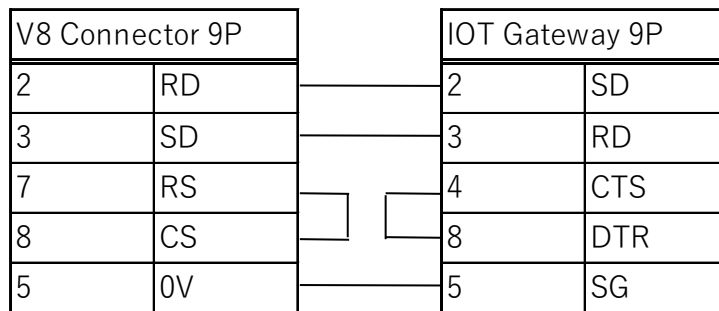


Operation-tested HMIs (Gateway Mode)

- HMI: Hakko Corporation V810iS
- Driver: Mitsubishi FX Series CPU Direct

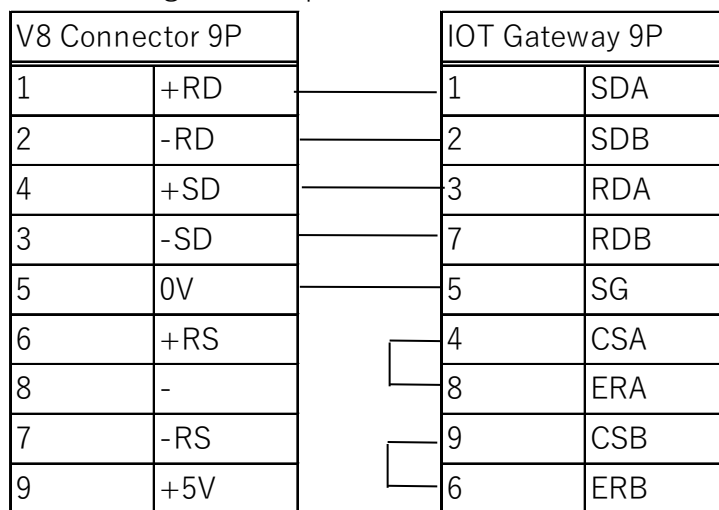
Cable Diagram : H-5

When using a RS232C port



Cable Diagram : H-2

When using a RS422 port

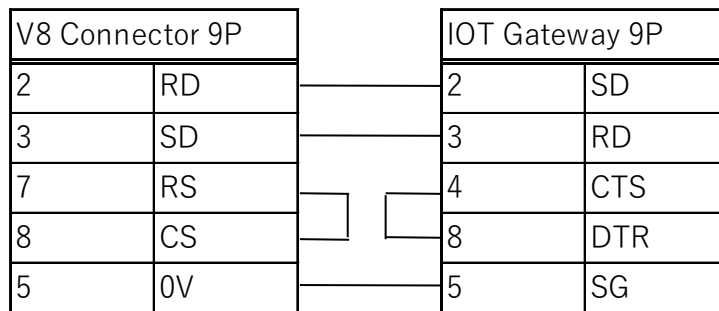


Operation-tested HMIs (Gateway Mode)

- HMI: Hakko Corporation V810iS
- Driver: Mitsubishi FX Series CPU Direct

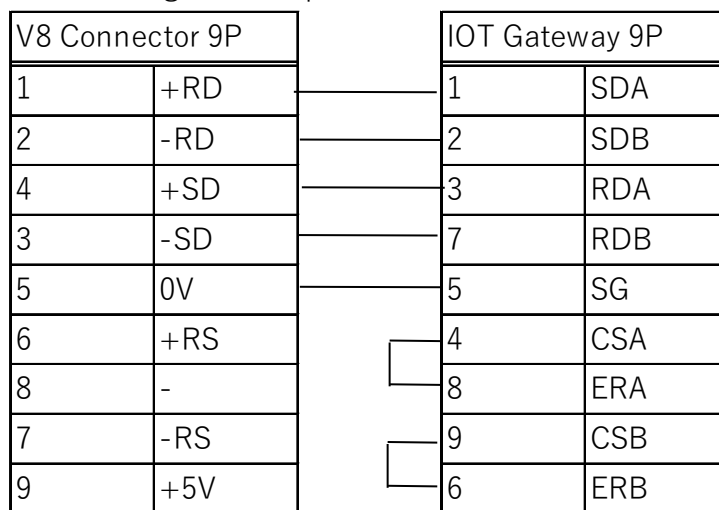
Cable Diagram : H-5

When using a RS232C port



Cable Diagram : H-2

When using a RS422 port



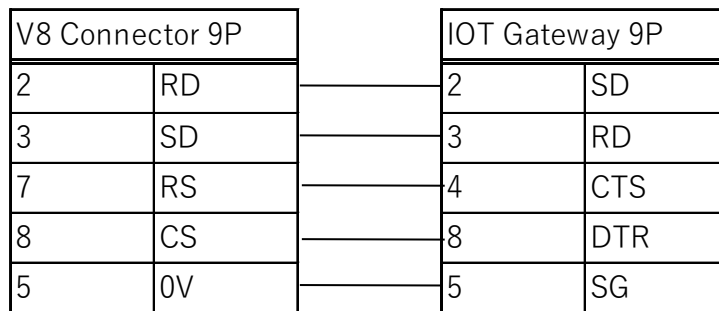
Able to connect by using the communication driver of GP-Pro EX Ver. 4.08.000. Unable to connect when GP-Pro EX with an earlier version than ver. 4.08.000 is used.

Operation-tested HMIs (Gateway Mode)

- HMI: Hakko Corporation V810iS
- Driver: OMRON C/CV Series HOST Link

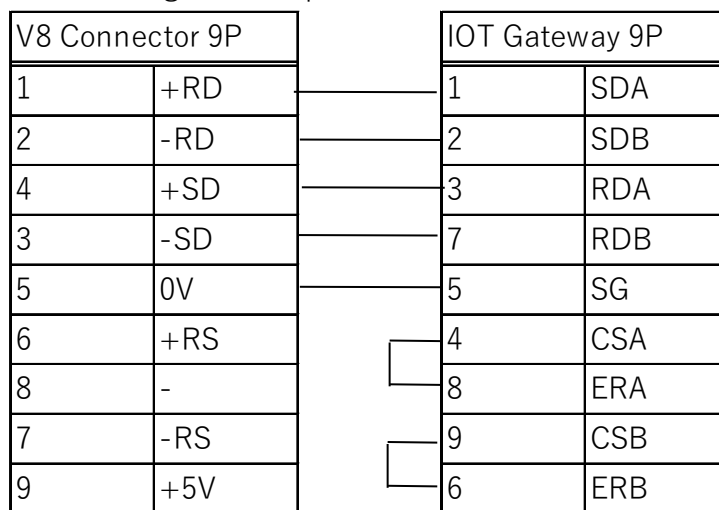
Cable Diagram : H-1

When using a RS232C port



Cable Diagram : H-2

When using a RS422 port

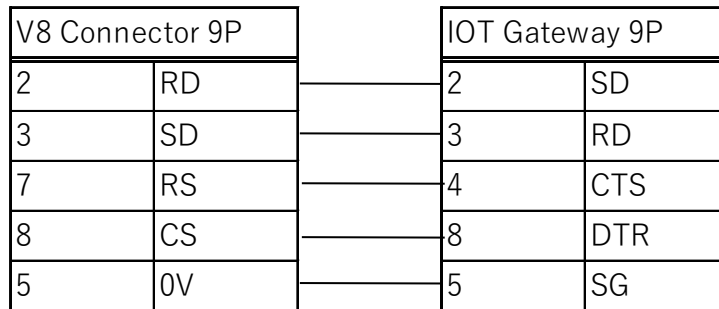


Operation-tested HMIs (Gateway Mode)

- HMI: Hakko Corporation V810iS
- Driver: OMRON CS/CJ Series HOST Link

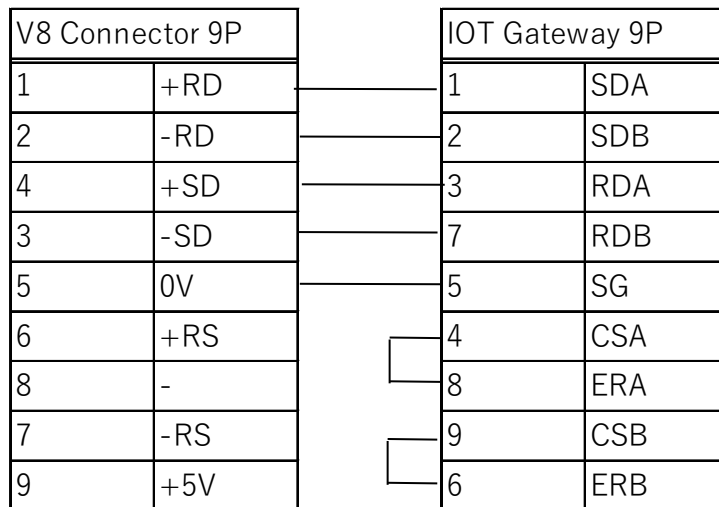
Cable Diagram : H-1

When using a RS232C port



Cable Diagram : H-2

When using a RS422 port



When the target PLC is CS/CJ series, you need to select [OMRON C/CV series HOST Link] for the communication protocol of GP-4G01.