

# GP4000M Series and LT4000 Series ATEX/IECEX Instruction Guide [www.pro-face.com](http://www.pro-face.com)

Concerning the use of GP4000M Series and LT4000 Series for applications in potentially explosive atmospheres (Zones 2/22)

Schneider Electric Japan Holdings Ltd.  
4-4-9 Kitahama, Chuo-Ku, Osaka-Shi,  
Osaka, 541-0041 JAPAN

**Type examination certificate: INERIS 13ATEX3017X**  
**IECEX Certificate of Conformity: IECEX INE16.0015X**  
**Type examination certificate : CML 21UKEX4782X**

## SAFETY INSTRUCTIONS

Read these instructions carefully, and look at the equipment to become familiar with the device before trying to install, operate, or maintain it. The following special messages may appear throughout this documentation or on the equipment to warn of potential hazards or to call attention to information that clarifies or simplifies a procedure.



The addition of this symbol to a "Danger" or "Warning" safety label indicates that an electrical hazard exists which will result in personal injury if the instructions are not followed.



This is the safety alert symbol. It is used to alert you to potential personal injury hazards. Obey all safety messages that follow this symbol to avoid possible injury or death.



# DANGER

**DANGER** indicates a hazardous situation which, if not avoided, will result in death or serious injury.



\* N H A 3 9 4 1 1 0 4 \*

The information in this document is subject to change without notice.  
Copyright © 2021/10 Schneider Electric Japan Holdings Ltd.  
All Rights Reserved.  
NHA39411 04  
Printed in

**Pro-face**<sup>TM</sup>  
by Schneider Electric

---

## **WARNING**

**WARNING** indicates a hazardous situation which, if not avoided, **could result in** death or serious injury.

## **CAUTION**

**CAUTION** indicates a hazardous situation which, if not avoided, **could result in** minor or moderate injury.


## **NOTICE**

**NOTICE** is used to address practices not related to physical injury.

### **PLEASE NOTE**

Electrical equipment should be installed, operated, serviced, and maintained only by qualified personnel. No responsibility is assumed by Schneider Electric or any of its affiliates or subsidiaries (hereinafter, referred to as Schneider Electric) for any consequences arising out of the use of this material. A qualified person is one who has skills and knowledge related to the construction and operation of electrical equipment and its installation, and has received safety training to recognize and avoid the hazards involved.

### **SCOPE**

This present document applies when the GP4000M Series and LT4000 Series bears  marking and provides important information when used in hazardous areas. This documentation has to be kept and always refer to those instructions for installation, operation, maintenance or evolution of your system.

You can download this instruction guide at [www.pro-face.com](http://www.pro-face.com).

If any translation is needed, you can contact your local Pro-face support or sales center.

GP4000M Series and LT4000 Series are only supplied with 24 Vdc.

---

---

## Relevant Standards

---

These terminals have been manufactured in accordance with:

- Standard EN 60079-0 (2012) +A11(2013) and IEC 60079-0 (2011): Explosive atmospheres - Part 0: Equipment - General requirements.
- Standard EN 60079-15 (2010) and IEC 60079-15 (2010): Explosive atmospheres - Part 15: Equipment protection by type of protection "n".
- Standard EN 60079-31 (2014) and IEC 60079-31 (2013): Explosive atmospheres - Part 31: Equipment dust ignition protection by enclosure "t".



# DANGER

### POTENTIAL FOR EXPLOSION

Install, use, and maintain these modules in accordance with:

- Standard IEC 60079-14: Explosive atmospheres - Part 14: Electrical installations design, selection and erection.
- Standard EN 60079-17: Inspection and maintenance of electrical installations in hazardous areas.
- Edicts, by-laws, laws, directives, circulars, standards, regulations and any other document relating to where the apparatus is installed.


**Failure to follow these instructions will result in death or serious injury.**

---

## Permitted zones of application

---

Refer to the section "Markings" to get information about the permitted zones of protection and the types of protection.

- GP4000M Series and LT4000 Series installed in zones 2/22 hazardous areas must be certified and bear the  marking
- Ensure with the marking that the terminals are compatible with the conditions permitted for the hazardous area at the site where it is being used.

---

---

## Installation, Operation and Maintenance

---

Make sure you follow all the recommendations in the GP-4201TM/4301TM/4000M Hardware Manual and LT-4201TM/4301TM Hardware Manual, and additionally those listed below.



### DANGER

#### POTENTIAL FOR EXPLOSION

- Confirm that the location is free from explosively hazardous gases or dust before connecting or disconnecting equipment, replacing or wiring modules.
- The service temperature in the suitable enclosure must not exceed 50 °C.
- Confirm each interface (COM, Ethernet, USB, power line, ...) has been securely locked.
- Confirm that any USB cable has been attached with its appropriate clamp.
- Install the modules in an enclosure EPL Gc insuring a minimal ingress protection IP54 for use in zone 2 and in an enclosure EPL Dc insuring a minimal ingress protection IP6X for use in zone 22.
- Do not install the modules in the environment more than Pollution Degree 2 as defined in IEC 60664-1.
- Do not open the enclosure when an explosive atmosphere is present.
- Confirm that the power supply has been turned OFF before disconnecting, replacing or wiring modules.
- Ensure that ground at power supply is properly connected.
- Do not use equipment that has been damaged.
- Implement method to avoid risk of electrostatic discharge at using zone 2 and 22 areas. See the details at Note.
- Take into consideration during the installation, that the product underwent only a shock corresponding to an energy of a low risk at 2J.
- Do not expose the terminal to direct sunlight.
- Do not allow layers of dust to form on GP4000M Series and LT4000 Series: it should be cleaned regularly.


**Failure to follow these instructions will result in death or serious injury.**

**NOTE:** GP4000M Series and LT4000 Series have risk of electrostatic discharge. If the product is operating in zone 2/22 areas, the following instructions must be applied:

- Use non-conductive gloves (e.g. Electrosoft Latex Gloves by Honeywell Safety) made of leather, plastic or rubber whose surface resistance is more than 1 GΩ at 23 ± 2 °C and 50 ± 5 % relative humidity.
- Use a non-conductive touch pen (e.g. CA7-TPPEN/ALL-01 by Pro-face) made of plastic material whose surface resistance is more than 1 GΩ at 23 ± 2 °C and 50 ± 5 % relative humidity to all terminals.

## Markings


ATEX and IECEx markings, applied to the GP4000M Series and LT4000 Series are as follows:

Models	Marking
PFXGM4201TAD PFXGM4301TAD PFXGP4B01D PFXXM4200TP PFXXM4300TP PFXLM4201TADDC PFXLM4201TADDK PFXLM4301TADDC PFXLM4301TADDK PFXLM4B01DDC PFXLM4B01DDK PFXLM4201TADAC PFXLM4201TADAK PFXLM4301TADAC PFXLM4301TADAK PFXLM4B01DAC PFXLM4B01DAK	<p><b>Schneider Electric Japan Holdings Ltd.</b> <b>541-0041 Osaka Japan</b></p>  <p><b>INERIS 13ATEX3017X</b> <b>IECEx INE 16.0015X</b> <b>CML 21UKEX4782X</b> <b>II 3 G D</b> <b>Ex nA nC IIC T4 Gc</b> <b>Ex tc IIIC T135°C Dc</b> <b>Tamb: 0°C to +50°C</b></p> <p>WARNING - Do not disconnect when circuit is live. - Potential electrostatic charging hazard (see instructions).</p>
<b>NOTE:</b>	<ul style="list-style-type: none"><li>• Other required elements such as product reference, serial number and date code of manufacture are already marked on products.</li><li>• All models may be followed by alphanumeric characters and there is no impact safety related critical components and constructions.</li></ul>

## EU DECLARATION OF CONFORMITY

We: Schneider Electric Industries SAS  
 35 rue Joseph Monier  
 F - 92506 Rueil Malmaison

Hereby declare under sole own responsibility that the products:

Trademark	 <b>Pro-face</b> <small>by Schneider Electric</small>
Product, Type	<b>Human Machine Interface</b> <b>GP4000M Series:</b> PFXGM4201TAD, PFXGM4301TAD, PFXGM4B01D, PFXXM4200TP, PFXXM4300TP Includes models with additional alphanumeric characters at the end of the model number.

Are in conformity with the requirements of the following directives and conformity was checked in accordance with the following standards.

Directive	Harmonized standard / Notified body reference
ATEX Directive 2014/34/EU	EN 60079-0: 2012/A11:2013(*), EN 60079-15: 2010, EN 60079-31: 2014
(*) A review against harmonized standard EN IEC 60079:2018, shows no significant changes relevant to these models, so standard EN 60079: 2012 continues to represent the "state of art".	<b>Type examination certificate:</b> INERIS 13ATEX3017X and IECEx INE 16.0015X    II 3 G D Ex nA nC IIC T4 Gc Ex tc IIIC T135°C Dc Tamb: 0°C to +50°C By INERIS: Parc Technologique ALATA, 60550 Verneuil en Halatte - France

Subject to correct installation, maintenance and use conforming to its intended purpose, to the applicable regulations and standards, to the supplier's instructions and to accepted rules of the art. This declaration becomes invalid in the case of any modification to the products not authorized by us.

Compliance with the ATEX Directives will require the application of ATEX guide giving requirements, details and advices for installation of products used. The guides are available on [www.pro-face.com](http://www.pro-face.com)

**Issued at Osaka - JAPAN: October 11<sup>th</sup> 2021**




Name: Hakim GRIB  
 Digital Plant  
 Certification Director

## EU DECLARATION OF CONFORMITY

We: Schneider Electric Industries SAS  
 35 rue Joseph Monier  
 F - 92506 Rueil Malmaison

Hereby declare under our sole responsibility that the products:

Trademark	 by Schneider Electric
Product, Type	<b>Human Machine Interface</b> <b>LT4000 Series:</b> PFXLM4201TADDC, PFXLM4201TADDK, PFXLM4301TADDC, PFXLM4301TADDK, PFXLM4B01DDC, PFXLM4B01DDK, PFXLM4201TADAC, PFXLM4201TADAK, PFXLM4301TADAC, PFXLM4301TADAK, PFXLM4B01DAC, PFXLM4B01DAK Includes models with additional alphanumeric characters at the end of the model number.

Are in conformity with the requirements of the following directives and conformity was checked in accordance with the following standards.

Directive	Harmonized standard / Notified body reference
ATEX Directive 2014/34/EU	EN 60079-0: 2012/A11:2013(*), EN 60079-15: 2010, EN 60079-31: 2014
(* ) A review against harmonized standard EN IEC 60079:2018, shows no significant changes relevant to these models, so standard EN 60079: 2012 continues to represent the "state of art".	<b>Type examination certificate:</b> INERIS 13ATEX3017X and IECEx INE 16.0015X    II 3 G D Ex nA nC IIC T4 Gc Ex tc IIIC T135°C Dc Tamb: 0°C to +50°C By INERIS: Parc Technologique ALATA, 60550 Verneuil en Halatte - France

Subject to correct installation, maintenance and use conforming to its intended purpose, to the applicable regulations and standards, to the supplier's instructions and to accepted rules of the art. This declaration becomes invalid in the case of any modification to the products not authorized by us. Compliance with the ATEX Directives will require the application of ATEX guide giving requirements, details and advices for installation of products used. The guides are available on [www.pro-face.com](http://www.pro-face.com)

**Issued at Osaka - JAPAN: October 11<sup>th</sup> 2021**




Name: Hakim GRIB  
 Digital Plant  
 Certification Director

## UK DECLARATION OF CONFORMITY




We: Manufacturer  
Schneider Electric Industries SAS  
35 rue Joseph Monier  
Rueil Malmaison 92500 - France

UK Representative  
Schneider Electric Limited  
Stafford Park  
Telford, TF3 3BL - United Kingdom

Hereby declare under sole own responsibility that the products:

Trademark		
Product, Type	<b>Human Machine Interface GP4000M Series:</b> PFXGM4201TAD, PFXGM4301TAD, PFXGM4B01D, PFXXM4200TP, PFXXM4300TP Includes models with additional alphanumeric characters at the end of the model number.	<b>Human Machine Interface LT4000 Series:</b> PFXLM4201TADDC, PFXLM4201TADDK, PFXLM4301TADDC, PFXLM4301TADDK, PFXLM4B01DDC, PFXLM4B01DDK, PFXLM4201TADAC, PFXLM4201TADAK, PFXLM4301TADAC, PFXLM4301TADAK, PFXLM4B01DAC, PFXLM4B01DAK Includes models with additional alphanumeric characters at the end of the model number.

Are in conformity with the requirements of the following directives and conformity was checked in accordance with the following standards.

Regulation	Designated standard / Approved body reference
SI 2016 No. 1107	EN 60079-0: 2012/A11:2013(*), EN 60079-15: 2010, EN 60079-31: 2014
(*) A review against harmonized standard EN IEC 60079:2018, shows no significant changes relevant to these models, so standard EN 60079: 2012 continues to represent the "state of art".	<b>Type examination certificate:</b> CML 21UKEX4782X    II 3 G D Ex nA nC IIC T4 Gc Ex tc IIIC T135°C Dc Tamb: 0°C to +50°C By Eurofins E&E CML Limited: Ellesmere Port CH65 4LZ - UK

Subject to correct installation, maintenance and use conforming to its intended purpose, to the applicable regulations and standards, to the supplier's instructions and to accepted rules of the art. This declaration becomes invalid in the case of any modification to the products not authorized by us.

Compliance with the ATEX Directives will require the application of ATEX guide giving requirements, details and advices for installation of products used. The guides are available on [www.pro-face.com](http://www.pro-face.com)

Issued at Telford – United Kingdom: October 11<sup>th</sup> 2021



Name: David Williams  
VP Marketing UK&I  
Zone UK & Ireland