

3715 Industrial PCs

15.0" LCD Flat Panel Display

DS-371500(E)



Xycom Automation's newest generation of Industrial PCs is designed and tested for the tough environments required for plant floor use. Our standard PC configurations meet the strict specifications required for use in Hazardous Locations and Europe's CE mark. Based on CPU boards designed specifically for industrial automation, these systems provide the capabilities required by demanding applications. With an installed base of over 200,000 systems, our industrial PC products are successfully applied in manufacturing and process environments world-wide.

Easy-to-Read Display

The 3715 units utilize a bright TFT 15.0" LCD flat panel display. Complex operations and screens can be displayed with clarity. XGA (1024 x 768) resolution is recommended. However, the 3715 units will display SXGA (1280 x 1024) resolution with some clarity degradation. The AGP graphics defaults to 4MB video RAM and will automatically share RAM (up to 32 MB) with the system to allow full 32-bit color depth.

Higher Performance

With up to 1.26 GHz Pentium III processors available, the 3715 units can drive the most demanding applications. The 3715 units ship standard with a Pentium III 1 GHz CPU with 256K cache

- running at 133 MHz bus. A Pentium III 1.26GHz with 512K cache running at 133 MHz bus is an available option.

Fits Your Needs

- The 3715 units can be configured many different ways. With four available expansion slots (three full-length ISA/PCI, one ½-length PCI), many cost effective, industry standard options are easily integrated. The optional dual hard drive, solid-state drive, or externally accessible Compact Flash provide the storage solution you require. Additionally, the CD-ROM can be upgraded to CD-R/W/DVD-Read or DVD-R/W, so that even more storage and/or backup options are available.

FEATURES

- 15.0" XGA TFT color flat panel
- Choice of operator input options:
 - Analog resistive touchscreen only, or
 - Reprogrammable keypad with integrated mouse, or
 - Combination of keypad, mouse & touchscreen
- Intel® Pentium® III options up to 1.26 GHz
- Up to 512 MB DRAM (256 MB standard)
- 10/100 BaseT Ethernet port
- Parallel , RS-232 and RS-232 or RS485, PS/2 keyboard and mouse ports
- USB ports (1.1 compliant)
 - 2 rear-access on all models
 - 1 front-access on KPM(T) models
- VGA port (supports simultaneous display with additional monitor)
- Four available expansion slots:
 - Three full-length (1 PCI, 1 ISA, and 1 either ISA or PCI)
 - One ½-length PCI
- DiskOnChip 2000 socket
- Floppy drive and CD-ROM drive (with CD-R/W/DVD-Read or DVD-R/W upgrade options)
- Easily-removable 40 GB hard drive
- AGP graphics controller with 4 MB base memory
- Secondary IDE Drive options (choice of one):
 - Dual hard drives
 - Externally accessible CompactFlash™ options up to 512MB
- UL 508 Listed
- NEMA 4/4x/12 and IP65 front panels
- UL listed for hazardous locations: Class I Division 2, Groups A, B, C, D; Class II Division 2, Groups F and G (CDW & DVD drive options not approved for hazardous locations); Temp. Code T4A
- Pre-loaded with MS-DOS®, Windows® NT, Windows® 2000 (with multi-language support), or Windows® XP
- 100-240 V AC power supply (24VDC optional)
- 2-year warranty included


Meets High Standards

- To survive on the plant floor, the 3715 units meet NEMA 4/4x/12, IP65, FCC, UL, cUL, and European CE mark requirements for industrial automation equipment. Xycom Automation leads the industry in reliability, service, and support with an optional five year warranty available.



SERVICEABILITY

The 3715 CPU section easily removes from the front panel and display unit without having to detach the front panel from the NEMA enclosure. One electrical connection is used to attach the entire front panel to the rear CPU section. The rear CPU section can be replaced with another very quickly. With the cover removed expansion cards are easily installed without cumbersome cables to contend with.



EASILY REPLACEABLE HARD DRIVE



The 3715 units have incorporated an easy access hard drive mount. Simply remove 2 screws and extract the hard drive. Remove the metal bracket and retention spring, attach it to the new hard drive and install your replacement.

SECONDARY DRIVE OPTIONS

The 3715 units have several options for the secondary IDE port on the CPU. The hard drive can be replaced with a dual hard drive unit. If solid state storage media is desired then an externally accessible Type I or Type II CompactFlash™ option is available. Internal Solid State drives also available.



Dual 2.5" Hard Drives



Externally Accessible CompactFlash™

PRODUCT CONFIGURATIONS

3715T Configuration

Display	15.0" LCD color display, 1024 x 768 (XGA), 300 nits
Operator Input	Analog resistive touchscreen
Processors	Intel® Pentium® III
Preloaded OS	MS-DOS®, Windows NT®, Windows® 2000, Windows® XP
Expansion	One ISA, two PCI, one shared (ISA or PCI)




3715KPM(T) Configuration

Display	15.0" LCD color display, 1024 x 768 (XGA), 300 nits
Operator Input	Analog resistive touchscreen Reprogrammable 74-position keypad and industrial mouse (Touchscreen optional)
Processors	Intel® Pentium® III
Preloaded OS	MS-DOS®, Windows NT®, Windows® 2000, Windows® XP
Expansion	One ISA, two PCI, one shared (ISA or PCI)



PRODUCT DIMENSIONS


3715T



3715T Unit Dimensions

Model	3715T
Height (A)	13.97" (354.8 mm)
Width (B)	19.00" (482.6 mm)
Depth (C)	7.64" (194.0 mm)
Mounting Depth (D)	6.64" (168.6 mm)
Weight	37 lbs (16.8 kg)

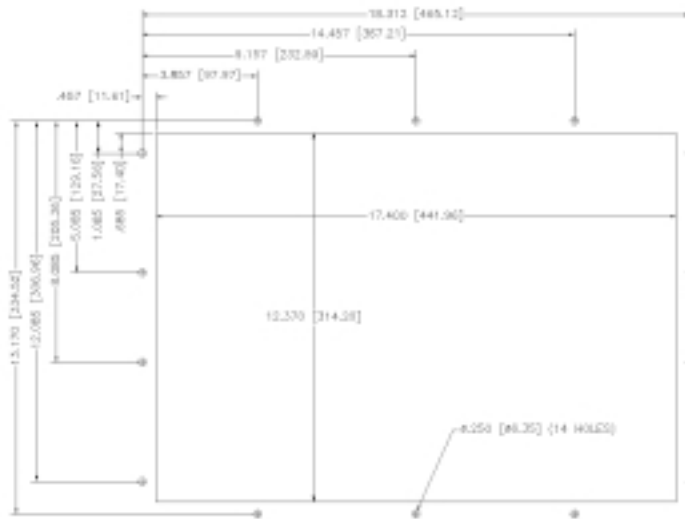
3715KPM(T)



3715KPM(T) Unit Dimensions

Model	3715KPM(T)
Height (A)	13.97" (354.8 mm)
Width (B)	19.00" (482.6 mm)
Depth (C)	7.64" (194.0 mm)
Mounting Depth (D)	6.64" (168.6 mm)
Weight	37 lbs (16.8 kg)

3715T and 3715KPM(T) PRODUCT MOUNTING



PRODUCT SPECIFICATIONS AND RATINGS

Environmental

	Operating	Nonoperating
Thermal	0°C to 50°C	-20°C to 60°C
Humidity	20% to 80% RH, noncondensing	20% to 80% RH, noncondensing
Shock ^a	15g peak acceleration, 11 msec duration	30g peak acceleration, 11 msec duration
Vibration 5-2000 Hz ^a	.006" peak to peak displacement 1.0g maximum acceleration	.015" peak to peak displacement 2.5g maximum acceleration
Altitude ^b	Sea level to 10,000 ft.	Sea level to 40,000 ft.

^a These values are with solid state hard drives and not rotating media drives.

^b Consistent with internal component specifications.

Electrical

AC Power Supply	200 watt AC
AC Power	100 - 132/200 -240V AC, 50-60 Hz (autoranging), 4.0 Amp (maximum) 100 W nominal power [†]
Power Available for Expansion	+3.3V@10A max ^a +5V@6A max ^a -5@.2A max ^b -12@.5A max ^b +12@4.9A max

DC Power Supply	300 watt DC
DC Power	19 - 36VDC 20.0 Amps (maximum) 105 W nominal power [†]
Power Available for Expansion	+3.3V@9A max +5V@7A max -5@0.54A max ^a -12@0.7A max ^a +12@8A max

^a +5V and +3.3V combined cannot exceed 36 watts.

^b -5V and -12V combined cannot exceed 8 watts.

^a -5V and -12V combined cannot exceed 20 amps.

[†] Nominal Power is measured for a base configuration only. Any additional expansion and/or devices will increase the input power required.

Compliance

Regulatory Compliance

- CE**
- EN 55022: Class A
 - EN 61000-6-2
 - IEC 60950-1
 - EN 61000-3-2, Class A
 - EN 61000-3-3
- FCC**
- 47 CFR, Part 15, Class A

Safety Agency Approvals

- UL**
- UL 508 Listed
 - UL 1604 Listed^{a,b}
- CUL**
- CSA-C22.2, #142 Listed
 - CSA-C22.2, #213 Listed^{a,b}

Front Panel

- NEMA 4/4X/12, IP65



^a Class I Division 2, Groups A, B, C, D; Class II, Division 2, Groups F and G; Temp. Code: T4A

^b CDW & DVD Drives are not supported for hazardous locations.

ORDERING INFORMATION

To create an order number, follow the conventions defined by the example order numbers and product configurations.

Example Order Number

Base Order Number	Description
3715T-1000-256-CDF-2K	3715T with Touchscreen front panel, Socket 370 Intel Pentium III 1 GHz CPU (256K Cache, 133 MHz bus), 256 MB DRAM, 40 GB minimum Hard Drive, Rear Access CD-ROM and Floppy, Windows 2000 operating system, On-board 10/100 Ethernet and USB, two PCI, one ISA, and one PCI or ISA 3/4-length available expansion slots.

3715 -

Operator Input

- T 15" TFT with touchscreen
- KPM 15" TFT with keypad and mouse
- KPMT 15" TFT with keypad, mouse and touchscreen

CPU

- 1000 Pentium III 1.0 GHz, 256k Cache, 133 MHz Bus
- 1260 Pentium III 1.26 GHz, 512k Cache, 133 MHz Bus

DRAM

- 256 256 MB DRAM
- 512 512 MB DRAM

Power Supply

- blank AC power supply
- 24V 24V DC power supply

Internal Hard Drive

- Blank Internal 3.5" 40 GB minimum EIDE hard drive
- 80G 80 GB internal EIDE hard drive
- ND No internal hard drive^a
- DHD Dual 2.5" 20 GB minimum hard drives
- 4GSS 4 GB solid state hard drive^b

Rotating Media Devices

- CDF Rear Access Floppy and CD-ROM
- CDWDVDF Rear Access Floppy and CD-R/W with DVD read-only^{c f g}
- F Rear Access Floppy only
- DVDWFRear Access Floppy and Read/Write DVD-ROM Drive^{c f g}

Externally Accessible IDE^d

- blank Nothing Installed
- CF Externally Accessible Type I/II CompactFlash site
- 128CF Externally Accessible Type I/II CompactFlash site w/128 MB
- 256CF Externally Accessible Type I/II CompactFlash site w/256 MB
- 512CF Externally Accessible Type I/II CompactFlash site w/512 MB

Operating System

- DOS MS-DOS
- NT Windows NT^{e g}
- 2K Windows 2000 (multi-language)^e
- XP Pre-Activated Windows XP^e

^a 128CF, 256CF, or 512CF (with DOS) option must be chosen when selecting the -ND option ^bNot recommended when applications are storing data ^cWhen ordering -CDWF, -DVDF, -DVDWF options with MS-DOS, drivers will not be loaded and devices will not function properly (requires Windows). ^dExternally accessible options are not available when choosing -DHD option. ^eWindows operating systems are only available when Internal Hard Drive or -DHD options are chosen. ^fHazardous locations approvals do not apply when configured with a DVD or DVD-R/W drive option. ^gCDW, DVD, and DVDW options not available with Windows NT.

Important Notice for XP configurations: Certain Microsoft® software product(s) included with this computer may use technological measures for copy protection. IN SUCH EVENT, YOU WILL NOT BE ABLE TO USE THE PRODUCT IF YOU DO NOT FULLY COMPLY WITH THE PRODUCT ACTIVATION PROCEDURES. Product activation procedures and Microsoft's privacy policy will be detailed during initial launch of the product, or upon certain reinstallations of the software product(s) or reconfigurations of this computer, or may be completed by Internet or telephone (toll charges may apply).

Warranty Information

The 3715 series carries a two-year parts & labor warranty.

Xycom Automation
734-429-4971
Fax: 734-429-1010
<http://www.xycom.com>

Customer Support Hotline:
734-944-0482



© 2006 Xycom Automation, LLC. Specifications may change without notice. Xycom Automation is a trademark of Xycom Automation. Other brand or product names are the property of their respective owners.



California Proposition 65 Warning—Lead and Lead Compounds

Advertencia de la Proposición 65 de California—Plomo y compuestos de plomo

Avertissement concernant la Proposition 65 de Californie—Plomb et composés de plomb

⚠ WARNING: This product can expose you to chemicals including lead and lead compounds, which are known to the State of California to cause cancer and birth defects or other reproductive harm. For more information go to:
www.P65Warnings.ca.gov.

⚠ ADVERTENCIA: Este producto puede exponerle a químicos incluyendo plomo y compuestos de plomo, que es (son) conocido(s) por el Estado de California como causante(s) de cáncer y defectos de nacimiento u otros daños reproductivos. Para mayor información, visite :
www.P65Warnings.ca.gov.

⚠ AVERTISSEMENT: Ce produit peut vous exposer à des agents chimiques, y compris plomb et composés de plomb, identifiés par l'État de Californie comme pouvant causer le cancer et des malformations congénitales ou autres troubles de l'appareil reproducteur. Pour de plus amples informations, prière de consulter: www.P65Warnings.ca.gov.

All trademarks are the property of Schneider Electric SE, its subsidiaries, and affiliated companies.

Schneider Electric USA, Inc.
800 Federal Street
Andover, MA 01810 USA
888-778-2733
www.schneider-electric.us

Todas las marcas comerciales son propiedad de Schneider Electric SE, sus filiales y compañías afiliadas.

Importado en México por:
Schneider Electric México, S.A. de C.V.
Av. Ejercito Nacional No. 904
Col. Palmas, Polanco 11560 México, D.F.
55-5804-5000
www.schneider-electric.com.mx

Toutes les marques commerciales sont la propriété de Schneider Electric SE, ses filiales et compagnies affiliées.

Schneider Electric Canada, Inc.
5985 McLaughlin Road
Mississauga, ON L5R 1B8 Canada
800-565-6699
www.schneider-electric.ca