

DWG. PART		ECO NO.		REVISION BLOCK		DR. DATE	CHK. DATE
ISSUE	REV.			DESCRIPTION		RW/	CK. DATE
1	A			REFERENCE		RW/	8-08
2	B			UPDATE		RW/	1-11-07

8

7

6

5

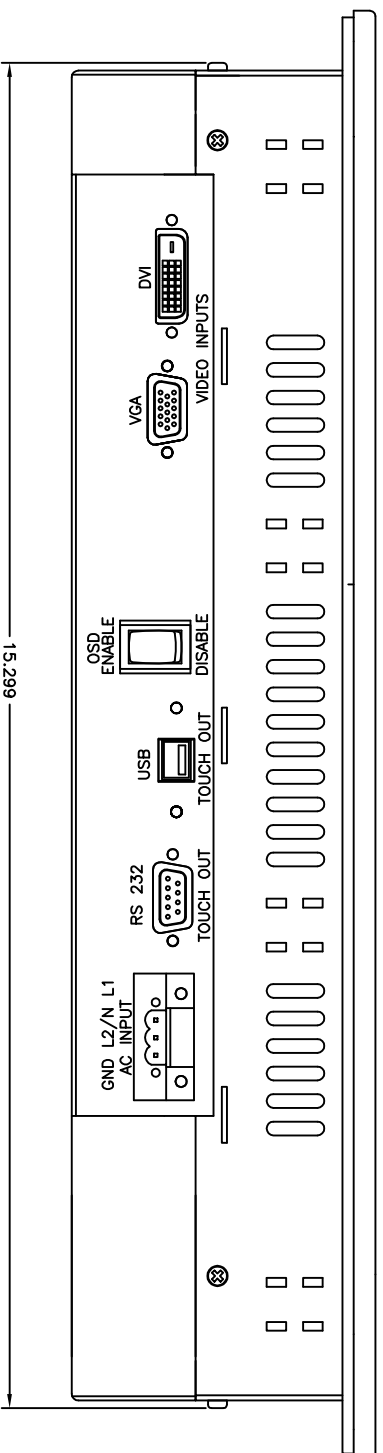
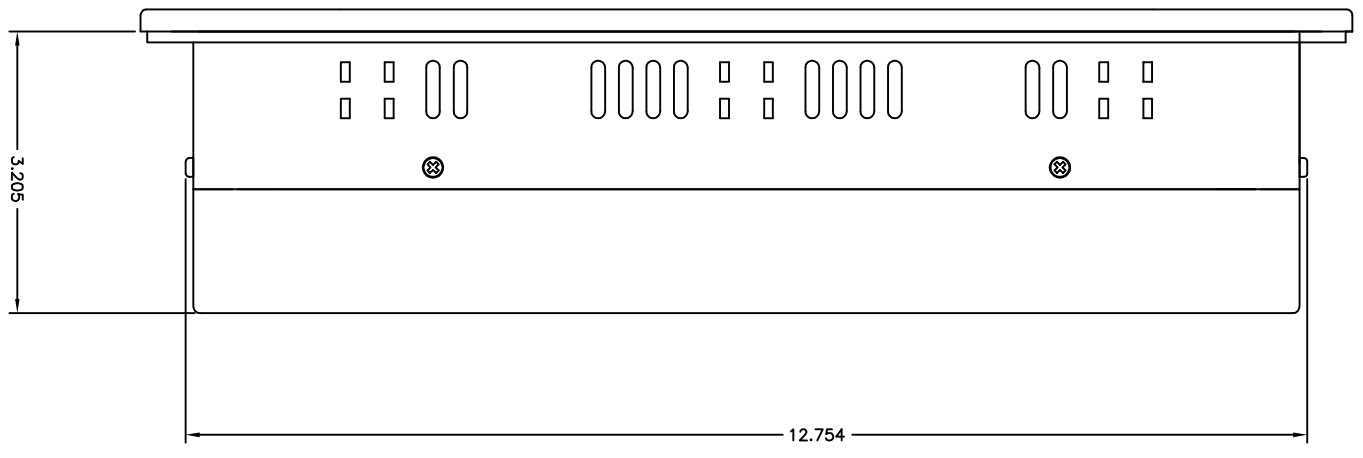

4

3

2

1

16.484



FOR REFERENCE

CUTOUT SIZES	
WIDTH	HEIGHT
15.300 +0.04 -0.00	12.760 +0.04 -0.00
(388.6 +1.02 mm) -0.00 mm)	(324.1 +1.02 mm) -0.00 mm)

13.780

12.754

15.299

3.205

THIRD ANGLE PROJECTION

DR. REVISIONS	DATE	BY	REVISION A

ASSOCIATED DRAWINGS

TOLERANCES	UNLESS OTHERWISE SPECIFIED
FRACTIONS	±0.005
DECIMALS	±0.005
ANGLES	±0.005
	±0.005

TITLE: 5015 SLR GENERAL LAYOUT

DATE: 8-08

SCALE: FULL

1 OF 1

144782

8

7

6

5

4

3

2

1

A

B

C

D

NOTE:
DRAWING ILLUSTRATES ALUMINUM PANEL VERSION
STAINLESS STEEL PANEL VERSION HAS OSD CONTROL
PANEL ON THE REAR COVER.