

# PRO-FACE OPERATOR INTERFACES

## PRODUCT DATASHEET

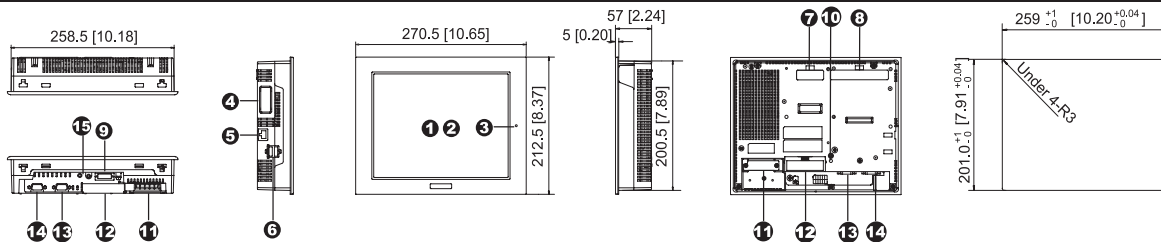


**AGP3550-T1-AF**  
**AGP3560-T1-AF**  
 CE RoHS

### AGP3550T/3560T Advanced Multi-Media HMI 10.4" Multi-Port, Multi-Media Operator Interface Touch Screen with Simultaneous Driver Support, Video and Sound

- 65,536 Colors, Clear, Bright, 640 x 480 and 800 x 600 Resolution, TFT Display
- 64-bit RISC 266Mhz CPU for Ultra Fast Screen Refresh and Data Sampling
- No Grid Analog Touch Panel for Improved Visibility and Precise Part Placement
- Supports Up to Four Protocol Drivers Simultaneously
- High Speed Application Transfer, 10 Times Faster Than Conventional Operator Interfaces
- 10 Base-T/100 Base-TX Ethernet, USB, Serial (MPI) and CompactFlash™ Communication Interfaces
- Includes Alarm, Buzzer Output, Remote Reset Input
- Direct Video and Audio Input Ports, Plus Audio Output
- Remote Video Monitoring Via Optional 4-Channel GP2000-VM41 Video Mix Unit

### PRODUCT OVERVIEW

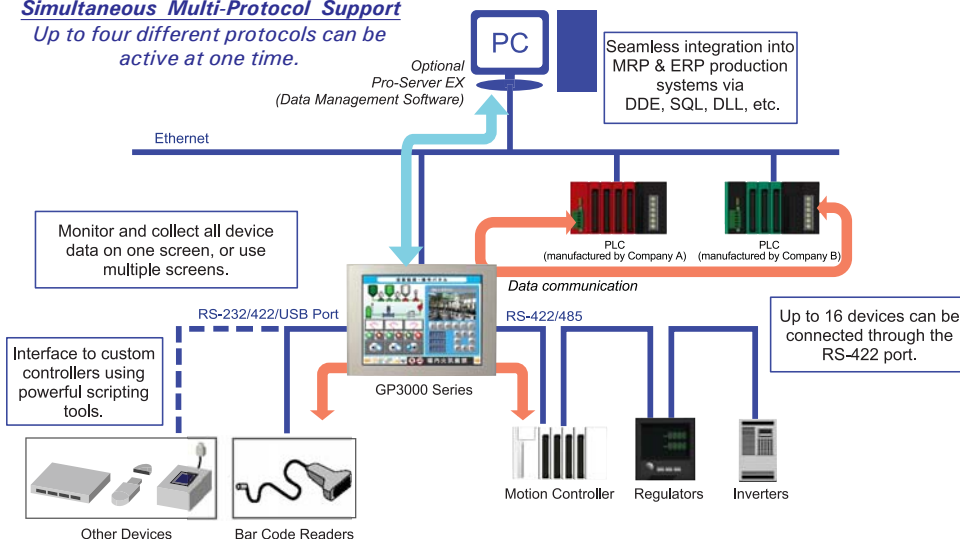


AGP-3500T (AC Type) Unit Shown.

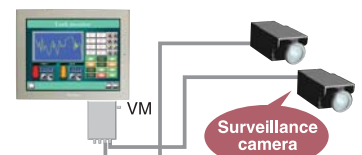
- |  |  |   |
|--|--|---|
| <p><b>1 Display</b></p> <p><b>2 Touch Panel</b></p> <p><b>3 Status LED</b></p> <p><b>4 Expansion Communication Feature Interface 1</b></p> <p><b>5 10 Base-T/100 Base-TX Ethernet Interface (LAN) (RJ45)</b></p> <p><b>6 USB 1.1 Type A Interface (Host)</b><br/>                 Conforms to USB1.1. (TYPE-A conn.) Connects a data transfer cable, USB-compatible printer, or barcode reader, etc. The maximum communication distance is 5m.</p> | <p><b>7 Optional Communication Module Interface 2</b></p> <p><b>8 Optional Video Mix Module Interface</b><br/>                 Support for optional GP2000-VM41 4-Channel video camera input and RGB remote monitor output.</p> <p><b>9 Auxiliary I/O Interface (AUX)</b><br/>                 This Interface is External Reset, Alarm Output, Buzzer Output, and sound output.</p> <p><b>10 CF Card Access LED</b><br/>                 This lamp will light when CF card is inserted and CF card cover is closed, or while accessing the CF card when the cover is opened.</p> <p><b>11 Power Input Terminal Block</b><br/>                 Connect the power cable.</p> | <p><b>12 CF Card Cover</b><br/>                 The CF Card I/F and Dip Switches are located behind the access door. This cover must be closed when reading and writing the CF Card.</p> <p><b>13 Serial Interface (COM1)</b><br/>                 RS-232C/RS-422/RS-485 serial interface. D-sub 9-pin plug type connector. Communication method is switched via software.</p> <p><b>14 Serial Interface (COM2)</b><br/>                 RS-422/RS-485 (MPI 187.5kbps) serial interface. D-sub 9-pin socket type connector.</p> <p><b>15 Audio/Video Input</b><br/>                 Microphone or camera interface.</p> |
|--|--|---|

### COMMUNICATION CAPABILITY

**Simultaneous Multi-Protocol Support**  
 Up to four different protocols can be active at one time.



**Remote Video Monitoring**  
 Add up to four additional cameras using optional GP2000-VM41 Video Mix Unit



Video images provide virtual on-site monitoring of line conditions.

- Applications**
- Inline Process Monitoring
  - Machine Safety
  - Security



# AGP3550T/3560T SPECIFICATIONS

## FUNCTIONAL SPECIFICATIONS

Model		AGP3550-T1-AF	AGP3560-T1-AF
Display	Type	TFT Color LCD	
	Colors	65536 colors (no blink) / 16384 colors (3-speed blink)	
	Backlight	User replaceable CCFL (Service life: 50,000 hrs. or more at 25°C (77°F) and 24 hrs. operation)	
	Resolution	640 x 480 pixels	800 x 600 pixels
	Brightness Control	8 levels of adjustment available via touch panel	
	Touch Panel	Resistive film analog 1024 x 1024 resolution	
Memory	Application	8MB FEPRAM	
	Data Backup	320KB SRAM	
Interfaces	Serial (COM 1) Interface	RS-232C/422/485 configurable, 9 pin D-sub plug, Data Transmission Speed: 2400 to 115.2 kbps	
	Serial (COM 2) Interface	RS-422/485, 9 pin D-sub socket, Data Transmission Speed: 2400 to 115.2 kbps (MPI Direct 187.5 kbps)	
	Ethernet Interface	Ethernet IEEE802.3, 10BASE-T/100BASE-TX, modular jack connector (RJ-45)	
	Expansion Unit Interface	Interface port for future field networking solutions	
	USB Interface	2 ports USB1.1, USB TYPE-A connector	
	CF Card Interface	1 slot CompactFlash™, TYPE II	
	Sound Output	Speaker output 70mW (Rated Load: 8 ohm, Frequency: 1kHz)	
	Video Mix Interface	Support for optional GP2000-VM41 4-Channel Video camera input and RGB remote monitor with output.	
	Video Input Interface	NTSC: 59.9Hz PAL: 50Hz Connector: RCA: 75 ohms	
	Sound Input Interface	MIC Input/LINE Input (Change with S/W) Connector: MINI-JACK $\phi$ 3.5mm	
AUX Input/Output	AUX Discrete Output: Alarm Output, RUN Output, Buzzer Output, Rated: DC24V @ 50mA AUX Discrete Input: Remote Reset Input, Rated: DC24V @ 6mA Operating Voltage: ON State: DC9V or greater, OFF State: DC2.5V or less		

## GENERAL SPECIFICATIONS

Electrical	Rated Voltage	100V AC to 240V AC
	Rated Voltage Range	85V AC to 265V AC
	Power Consumption	100V AC 0.9A or less, 240V AC 0.45A or less
Environmental	Ambient Operating Temp.	0°C (32°F) to 50°C (122°F)
	Storage Temperature	-20°C (-4°F) to 60°C (140°F)
	Humidity	10%RH to 90%RH (non-condensing, wet bulb temperature: 39°C (102°F) or less)
	Altitude Operation	800hPa to 1114hPa (2000 meters or lower)
	Vibration & Shock Resistance	IEC61131-2 compliant. 5Hz to 9Hz single amplitude 3.5mm, 9Hz to 150Hz fixed acceleration 9.8m/s <sup>2</sup> , X, Y, Z directions for 10 times (100min.)
Structural	Ratings	Equivalent to IP65f, Nema #250 Type 4x/13 (Equivalent to NEMA 12 with the addition of "Oil or Coolant Spraying and Splashing")
	Certifications	CE, CSA, UL, cUL recognized (Cl 1 Div 2), RoHS compliant
	External Dimensions	W270.5mm[10.65in.] x H212.5mm [8.37in.] x D57mm [2.24in.]
	Weight	2.7kg (5.9 lb) or less

## CUTOUT COMPATIBILITY

### 16 Years of Cut-Out Compatibility



Old model



Panel cutout dimensions



AGP3000 model  
"Drops in"

**Investment  
Protection**

Series Name	Size	301.5x227.5 mm	259x201 mm
GP77R Series	GP577R Series	GP-477R EL	
GP2000 Series	GP2800/01 GP2500/01 Series	—	
AGP3000 Series	GP-3600 GP-3500 Series (STN or Mono)	GP-3500* Series(TFT)	

\*Note: Drop-in replacement for GP477R EL Model.  
To mount in a GP2500 cut-out, an adapter plate is required.

## SOFTWARE COMPATIBILITY



**POWERED BY:**

Screen Editor

**GP-Pro EX**

**HMI Development  
Software (v.1.10/higher)**

## ORDERING INFORMATION

### ORDER NUMBER

AGP3550-T1-AF

AGP3560-T1-AF

### OPTIONAL ACCESSORIES

HMI-CAB-ETH

CA3-USBCB-01

CA5-DFS10-01

CA4-ATM10-01

*PLC Cables & Accessories*

### DESCRIPTION

10.4", 640 x 480 TFT, 2 Serial, 2 USB, Sound, Video, Ethernet, 100VAC to 240VAC

10.4", 800 x 600 TFT, 2 Serial, 2 USB, Sound, Video, Ethernet, 100VAC to 240VAC

Ethernet Crossover Cable: HMI to PLC Ethernet port or to program HMI

USB download cable, PC USB port to AGP USB port

Overlay Screen Protection Sheets (5 sheets/pack)

Panel Adapter Plate for mounting AGP3500T in a GP2500 Cut-out

*See AGP3000 Connectivity Document*

**Xycom Automation**

**Ph: 734-429-4971**

**Fax: 734-429-1010**

**http://www.xycom.com**

**Customer Support Hotline:**

**734-944-0482**



© 2007 Xycom Automation, LLC. Specifications may change without notice.

Xycom Automation is a trademark of Xycom Automation. Other brand or product names are the property of their respective owners.



# California Proposition 65 Warning—Lead and Lead Compounds

## Advertencia de la Proposición 65 de California—Plomo y compuestos de plomo

## Avertissement concernant la Proposition 65 de Californie—Plomb et composés de plomb

**⚠ WARNING:** This product can expose you to chemicals including lead and lead compounds, which are known to the State of California to cause cancer and birth defects or other reproductive harm. For more information go to: [www.P65Warnings.ca.gov](http://www.P65Warnings.ca.gov).

**⚠ ADVERTENCIA:** Este producto puede exponerle a químicos incluyendo plomo y compuestos de plomo, que es (son) conocido(s) por el Estado de California como causante(s) de cáncer y defectos de nacimiento u otros daños reproductivos. Para mayor información, visite : [www.P65Warnings.ca.gov](http://www.P65Warnings.ca.gov).

**⚠ AVERTISSEMENT:** Ce produit peut vous exposer à des agents chimiques, y compris plomb et composés de plomb, identifiés par l'État de Californie comme pouvant causer le cancer et des malformations congénitales ou autres troubles de l'appareil reproducteur. Pour de plus amples informations, prière de consulter: [www.P65Warnings.ca.gov](http://www.P65Warnings.ca.gov).

All trademarks are the property of Schneider Electric SE, its subsidiaries, and affiliated companies.

**Schneider Electric USA, Inc.**  
800 Federal Street  
Andover, MA 01810 USA  
888-778-2733  
[www.schneider-electric.us](http://www.schneider-electric.us)

Todas las marcas comerciales son propiedad de Schneider Electric SE, sus filiales y compañías afiliadas.

Importado en México por:  
**Schneider Electric México, S.A. de C.V.**  
Av. Ejercito Nacional No. 904  
Col. Palmas, Polanco 11560 México, D.F.  
55-5804-5000  
[www.schneider-electric.com.mx](http://www.schneider-electric.com.mx)

Toutes les marques commerciales sont la propriété de Schneider Electric SE, ses filiales et compagnies affiliées.

**Schneider Electric Canada, Inc.**  
5985 McLaughlin Road  
Mississauga, ON L5R 1B8 Canada  
800-565-6699  
[www.schneider-electric.ca](http://www.schneider-electric.ca)