

PRO-FACE OPERATOR INTERFACES

PRODUCT DATASHEET



AGP3650-T1-AF

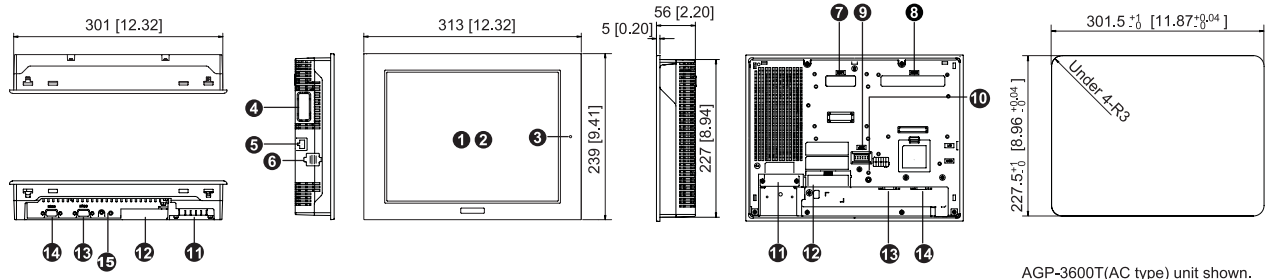


AGP3650T Advanced Multi-Media HMI

12.1" Multi-Port, Multi-Media Operator Interface Touch Screen with Simultaneous Driver Support, Video and Sound

- 65,536 Color, Clear, Bright, High-Resolution TFT Display
- 64-bit RISC 266Mhz CPU for Ultra Fast Screen Refresh and Data Sampling
- No Grid Analog Touch Panel for Improved Visibility and Precise Part Placement
- Supports Up to Four Protocol Drivers Simultaneously
- High Speed Application Transfer, 10 Times Faster than Conventional Operator Interfaces
- 100 Base-T Ethernet, USB, Serial (MPI) and CompactFlash™ Communication Interfaces
- Includes Alarm, Buzzer Output, Remote Reset Input
- Direct Video and Audio Input Ports, plus Audio Output
- Remote Video Monitoring via optional 4-Channel GP2000-VM41 Video Mix Unit

PRODUCT OVERVIEW

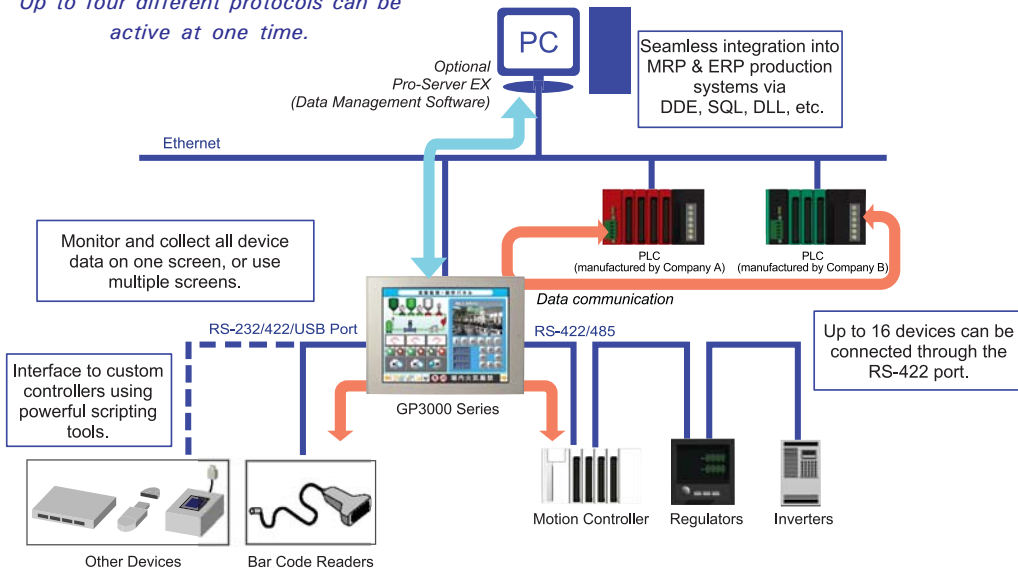


- 1 Display**
- 2 Touch Panel**
- 3 Status LED**
- 4 Expansion Communication Feature Interface 1**
- 5 10/100 Base-T Ethernet Feature (LAN) (RJ45)**
- 6 USB Interface (Host)**
Conforms to USB1.1. (TYPE-A conn.) 2 ports for data transfer cable, USB-compatible printer, or barcode reader, etc. The maximum communication distance is 5m.
- 7 Optional Communication Module Interface 2**
- 8 Optional Video Mix Module Interface**
Support for optional GP2000-VM41 4-Channel video camera input and RGB remote monitor output.
- 9 Auxiliary input/output /Audio Output Interface (AUX)**
This interface is External Reset, Alarm Output, Buzzer Output, and sound output.
- 10 CompactFlash Card Access LED**
This lamp will light when CF card is inserted and CF card cover is closed, or while accessing the CF card when the cover is opened.
- 11 Power Input Terminal Block**
Connect the power cable.
- 12 CompactFlash Access Cover**
The CF Card I/F and Dip Switches are located behind the access door. This cover must be closed when reading and writing to the CF Card.
- 13 Serial Interface (COM1)**
RS-232C/RS-422 serial interface. D-sub 9-pin plug type connector. Communication method is switched via software.
- 14 Serial Interface (COM2)**
RS-422/RS-485 (MPI 187kbps) serial interface. D-sub 9-pin socket type connector.
- 15 Audio/Video Input**
Microphone or camera interface.

COMMUNICATION CAPABILITY

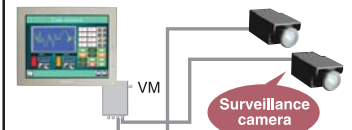
Simultaneous Multi-Protocol Support

Up to four different protocols can be active at one time.



Remote Video Monitoring

Add up to four additional cameras using optional GP2000-VM41 Video Mix Unit



Video images provide virtual on-site monitoring of line conditions.

Applications

- Inline Process Monitoring
- Machine Safety
- Security



AGP3650T SPECIFICATIONS

FUNCTIONAL SPECIFICATIONS

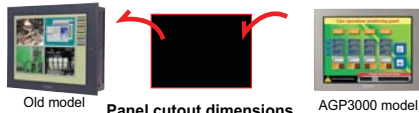
Model	AGP3650-T1-AF	
Display	Type	TFT Color LCD
	Colors	65536 colors (no blink) / 16384 colors (3-speed blink)
	Backlight	User replaceable CCFL (Service life: 50,000 hrs. or more at 25°C (77°F) and 24 hrs. operation)
	Resolution	800 x 600 pixels
	Brightness Control	8 levels of adjustment available via touch panel
Memory	Touch Panel	Resistive film analog 1024 x 1024 resolution
	Application	8MB FEPRAM
Interfaces	Data Backup	320KB SRAM
	Serial (COM 1) Interface	RS-232C/422/485 configurable, 9 pin D-sub plug, Data Transmission Speed: 2400 to 115.2 kbps
	Serial (COM 2) Interface	RS-422/485, 9 pin D-sub socket, Data Transmission Speed: 2400 to 115.2 kbps (MPI Direct 187.5 kbps)
	Ethernet Interface	Ethernet IEEE802.3, 10BASE-T/100BASE-TX, modular jack connector (RJ-45)
	Communication Module Interface	Interface port for future field networking solutions
	USB Interface	2 ports USB1.1, Host I/F, USB TYPE-A connector
	CF Card Interface	1 slot CompactFlash™, TYPE II
	Sound Output	Speaker output 70mW (Rated Load: 8ohm, Frequency: 1kHz)
	Video Mix Interface	Support for optional GP2000-VM41 4-Channel Video camera input and RGB remote monitor with output.
	Video Input Interface	NTSC: 59.9Hz PAL: 50Hz Connector: RCA: 75Ω
	Sound Input Interface	MIC Input/LINE Input (Change with S/W) Connector: MINI-JACK φ3.5mm
AUX Input/Output	AUX Discrete Output: Alarm Output, RUN Output, Buzzer Output, Rated: DC24V @ 50mA AUX Discrete Input: Remote Reset Input, Rated: DC24V @ 6mA Operating Voltage: ON State: DC9V or greater, OFF State: DC2.5V or less	

GENERAL SPECIFICATIONS

Electrical	Rated Voltage	100V AC to 240V AC
	Rated Voltage Range	85V AC to 265V AC
	Power Consumption	100V AC 0.9A or less, 240V AC 0.45A or less
Environmental	Ambient Operating Temp.	0°C (32°F) to 50°C (122°F)
	Storage Temperature	-20°C (-4°F) to 60°C (140°F)
	Humidity	10%RH to 90%RH (non-condensing, wet bulb temperature: 39°C (102°F) or less)
	Altitude Operation	800hPa to 1114hPa (2000 meters or lower)
	Vibration & Shock Resistance	IEC61131-2 compliant. 5Hz to 9Hz single amplitude 3.5mm, 9Hz to 150Hz fixed acceleration 9.8m/s ² , X, Y, Z directions for 10 times (100min.)
Structural	Ratings	Equivalent to IP65f, Nema #250 Type 4x/13 (Equivalent to NEMA 12 with the addition of "Oil or Coolant Spraying and Splashing")
	Certifications	CE, UL, cUL Recognized
	External Dimensions	W313mm [12.31in.] x H239mm [9.41in.] x D56mm [2.20in.]
	Weight	3.0kg (6.6lb) or less

CUTOUT COMPATIBILITY

16 Years of Cut-Out Compatibility



Series name	Size (mm)
GP77R Series	301.5x227.5
GP2000 Series	301.5x227.5
GP3000 Series	301.5x227.5

Drop-in replacement for:
GP2600,
GP2500,
GP577R

Investment Protection

SOFTWARE COMPATIBILITY



POWERED BY:

Screen Editor
GP-Pro EX

HMI Development
Software (V.1.10/higher)

ORDERING INFORMATION

ORDER NUMBER	DESCRIPTION
AGP3650-T1-AF	12.1" TFT, 2 Serial, 2 USB, Sound, Video, Ethernet, 100VAC to 240AC

OPTIONAL ACCESSORIES

HMI-CAB-ETH	Ethernet Crossover Cable: HMI to PLC Ethernet port or to program HMI
CA3-USBCB-01	USB download cable, PC USB port to AGP USB port
CA3-DFS12-01	Overlay Screen Protection Sheets (5 sheets/pack)
GP2000-VM41	Four-Channel Video Mix Unit (Verify support in your version of GP-Pro EX)
PLC Cables	See AGP3000 Connectivity Document

Xycom Automation
Ph: 734-429-4971
Fax: 734-429-1010
<http://www.xycom.com>

Customer Support Hotline:
734-944-0482



© 2006 Xycom Automation, LLC. Specifications may change without notice.
Xycom Automation is a trademark of Xycom Automation. Other brand or product names are the property of their respective owners.



California Proposition 65 Warning—Lead and Lead Compounds

Advertencia de la Proposición 65 de California—Plomo y compuestos de plomo

Avertissement concernant la Proposition 65 de Californie—Plomb et composés de plomb

⚠ WARNING: This product can expose you to chemicals including lead and lead compounds, which are known to the State of California to cause cancer and birth defects or other reproductive harm. For more information go to: www.P65Warnings.ca.gov.

⚠ ADVERTENCIA: Este producto puede exponerle a químicos incluyendo plomo y compuestos de plomo, que es (son) conocido(s) por el Estado de California como causante(s) de cáncer y defectos de nacimiento u otros daños reproductivos. Para mayor información, visite : www.P65Warnings.ca.gov.

⚠ AVERTISSEMENT: Ce produit peut vous exposer à des agents chimiques, y compris plomb et composés de plomb, identifiés par l'État de Californie comme pouvant causer le cancer et des malformations congénitales ou autres troubles de l'appareil reproducteur. Pour de plus amples informations, prière de consulter: www.P65Warnings.ca.gov.

All trademarks are the property of Schneider Electric SE, its subsidiaries, and affiliated companies.

Schneider Electric USA, Inc.
800 Federal Street
Andover, MA 01810 USA
888-778-2733
www.schneider-electric.us

Todas las marcas comerciales son propiedad de Schneider Electric SE, sus filiales y compañías afiliadas.

Importado en México por:
Schneider Electric México, S.A. de C.V.
Av. Ejercito Nacional No. 904
Col. Palmas, Polanco 11560 México, D.F.
55-5804-5000
www.schneider-electric.com.mx

Toutes les marques commerciales sont la propriété de Schneider Electric SE, ses filiales et compagnies affiliées.

Schneider Electric Canada, Inc.
5985 McLaughlin Road
Mississauga, ON L5R 1B8 Canada
800-565-6699
www.schneider-electric.ca