

APL3600T – 12.1” Touch-Panel PC



Available with WinGP



12.1-inch TFT Color LCD
Touch-Panel Computer

APL3600T

DC 24V	12.1-inch
AC100/240V	
SVGA	

CPU: Intel® Celeron® M 1.86GHz or Intel® Core™ Duo 2.0GHz



Windows XP	Factory Alert
All-in-one model	SSD
CF Card	RAID
	WinGP

Features:

- 12.1” (SVGA 800 x 600) TFT touch-panel computer
- Intel® Core™ Duo 2.0GHz or Intel® Celeron® M 1.86GHz CPU
- 250 GB Hard Drive, Solid State Drive or bootable Compact Flash
- DVD-RW standard
- Reliability, Availability, Serviceability (RAS) Remote Health Monitor
- Data protection – RAID1 hard disk option
- RoHS directive-conforming

- IP65f, NEMA 4/4x/12 Rated
- UL 1604, Class I, Div 2, Groups A, B, C, D
- SSD (Solid State Drive) for Reliability and faster data access

Open HMI WinGP Option

- Use PC as on-demand touch-screen HMI
- Allows third-party applications to run concurrently
 - SPC, vision, SCADA, MRP
- Expands PC hardware and data connectivity options

Performance Specifications

	Performance	Standard
Base Model	APL3600-TA-CD2G APL3600-TD-CD2G	APL3600-TA-CM18 APL3600-TD-CM18
CPU	Intel® Core™ Duo 2.0GHz	Intel® Celeron® M 1.8GHz
Supported OS	Windows® XP Pro / XP ML	Windows® XP Pro / XP ML
Standard Memory	1GB/ 2GB/ 4GB	
Maximum Memory	4GB (DIMM socket x 2)	
Graphics Display Resolution	SVGA (800 x 600 pixels)	
Video Memory	Max 64MB (UMA type)	
Display Type and Size	TFT Color LCD (12.1-inch)	
Display Colors	262,144 Colors	
Display Area	W248.0mm [9.76 in.] x H186.5mm [7.34in.]	
Touch Screen	Resistive Film (Analog) Touch Screen, 1024 x 1024	
Serial	COM1: RS-232C, D-sub 9 pin (plug) (RI/+5V switchable, RS-422/RS-485 switchable) COM2: RS-232C, D-sub 9 pin (plug) (RI/+5V switchable) COM3: RS-232C, D-sub 9 pin (plug) COM4: RS-232C, D-sub 9 pin (plug)	
LAN	Rear 2 ports, RJ-45 type modular jack connector (8 pins). LAN1: auto change to 10BASE-T/100BASE-TX/1000BASE-T LAN2: auto change to 10BASE-T/100BASE-TX	
USB	USB 2.0-compatible rear 4 ports, front 1 port. Disable/enable selectable	
Sound	Speaker out (3.5mm mini-pin jack connector)	
RAS (Remote Health Monitor)	Rear RAS connector 9-pin socket	
Disk	250 GB hard drive, 80-160 GB Solid State Drive. SATA interface. IDE interface: Master: 8 GB CF card I/F. Slave: DVD-RW 1 slot	
PCI	PCI x 2 or PCI x 4; first 2 slots are:174.63 [6.88 in.] x 106.68 [4.20 in.] mm; Slots 3 and 4 are: 250 [9.84 in.] x 106.68 [4.20 in.] mm	

General Specifications

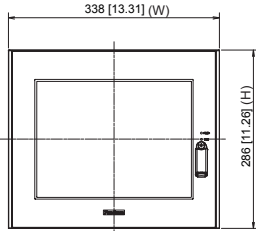
Input Voltage	AC100 / 240V (Rated voltage AC85 to 264V; 50/60Hz)	DC24V (Rated voltage DC19.2 to 28.8V)
Power Consumption	145VA or less	145W or less
Allowable Voltage Drop	1 cycle or less (Voltage drop interval must be 1s or more.) ^{*1}	5ms or less
Voltage Endurance	AC1500V 20mA for 1 minute (between charging and FG terminals)	AC1000V 20mA for 1 minute (between charging and FG terminals)
Insulation Resistance	DC500V 10MΩ(min.) (between charging and FG terminals)	
Certifications	UL 508; CSA-C22.2 No. 142-M1987; CE Marking EN61000-6-2, EN55011 Class A, EN60950-1 (Only AC model), 47 CFR Part 15 Class A, UL 1604, Class I, Div 2, Groups A, B, C, D	
Temperature	0 to 50°C (32 to 122°F) without HDD; 5 to 50°C (41 to 122°F) with HDD; Storage Temperature: -20 to +60°C (-4 to 140°F)	
Humidity - Ambient/Storage	10 to 90% RH [Not condensing, wet bulb temperature: 39°C (122°F) or less; with HDD: 29°C (84.2°F) or less].	
Corrosive Gas	Free of corrosive gases	
Noise Immunity	Noise Voltage: 1500Vp-p, Pulse Duration: 50ns, 500ns, 1µs Rise Time: 1ns (via noise simulator)	Noise Voltage: 1000Vp-p, Pulse Duration: 1µs Rise Time: 1ns (via noise simulator)
Cooling Method	Forced air cooling by system fan and CPU fan	
Electrostatic Discharge Immunity	6kV (complies with EN 61000-4-2 Level 3)	
Vibration Resistance	IEC61131-2 compliant, With HDD: 10 to 57Hz half-amplitude 0.075mm, 57 to 150Hz constant-accelerated velocity 9.8m/s ² . X, Y, Z directions for 10 cycle (100 minute) Without HDD: 5 to 9Hz half-amplitude 3.5mm, 9 to 150Hz constant-accelerated velocity 9.8m/s ² . X, Y, Z directions for 10 cycle (100 minute)	
Shock during operation	EN/IEC 60068-2-2 compliant, 147m/Sec, 11msec (Approx. 15G), 3 shocks to 3 direction/ axis	
Rating	Equivalent to IP65f, NEMA 4/4x/12 (only when not using front USB) ^{*2}	
Weight With DVD-RW	2 slots: Approx. 9.45kg [20.8lb] 4 slots: Approx. 10.45kg [23.0lb]	
External Dimensions With DVD-RW	2 slots: W338mm [13.31in.] x H286mm [11.26in.] x D203mm [7.98in.] 4 slots: W338mm [13.31in.] x H286mm [11.26in.] x D255mm [10.03in.]	
Warranty	Two-year standard (maximum 4 years)	

APL3600T - External Dimensions

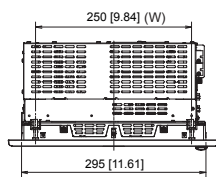
Dimensions shown with installation fasteners attached

APL3600T (2-slot)

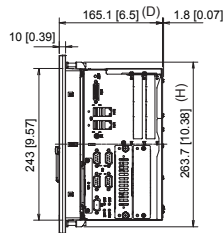
Unit: mm [in]



Front



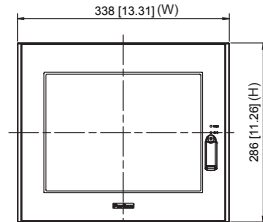
Top



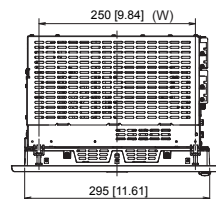
Side

APL3600T (4-slot)

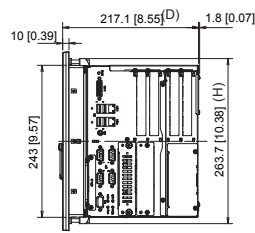
Unit: mm [in]



Front



Top

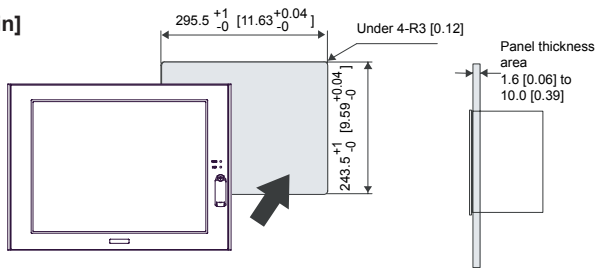


Side

Units are shown without DVD; add 37.5mm [1.47"] to the depth (D).

APL3600T - Cutout Dimensions

Unit: mm [in]






* Compatible with Xycom 4612T

Optional Items

Product Name		Part Number
DIMM Memory Module	512 MB	CA7-DDR2-512MB
	1 GB	CA7-DDR2-1GB
	2 GB	CA7-DDR2-2GB
HDD Unit *1	250 GB	APL3000-HD250
CF Card*1	512MB	CA3-CFCALL/512MB-01
	1GB	CA6-CFCALL/1GB-01
	2GB	CA8-CFCALL/2GB-01
	8GB	144766
RAID Kit		RAID-KIT-01
USB Front Cable	1m	CA5-USBEXT-01
USB Cable	5m	FP-US00
RS-232C Cable	5m	FP61V-IS00-O
DVI-D Cable	5m	FP-DV01-50
Analog RGB Cable *2	4.5m	FP-CV02-45
RGB Converter Cable	5m	CA7-CBLCVRGB-01
DVI-D/RGB Branch Cable	15cm	CA7-CBLCVDVI-D/RGB-01
External Floppy		9000-USBF
Backlight (2 pieces/set for 1 unit)		CA3-BLU12-01
Installation Fasteners		CA3-ATFALL-01
Screen Protection Sheets (5-sheet set)		CA7-DFS12-01

*1 Not installed with operating system. *2 When using the DVI-D/RGB branch cable.



Caution: Before operating any of these products, please be sure to read all related manuals thoroughly.

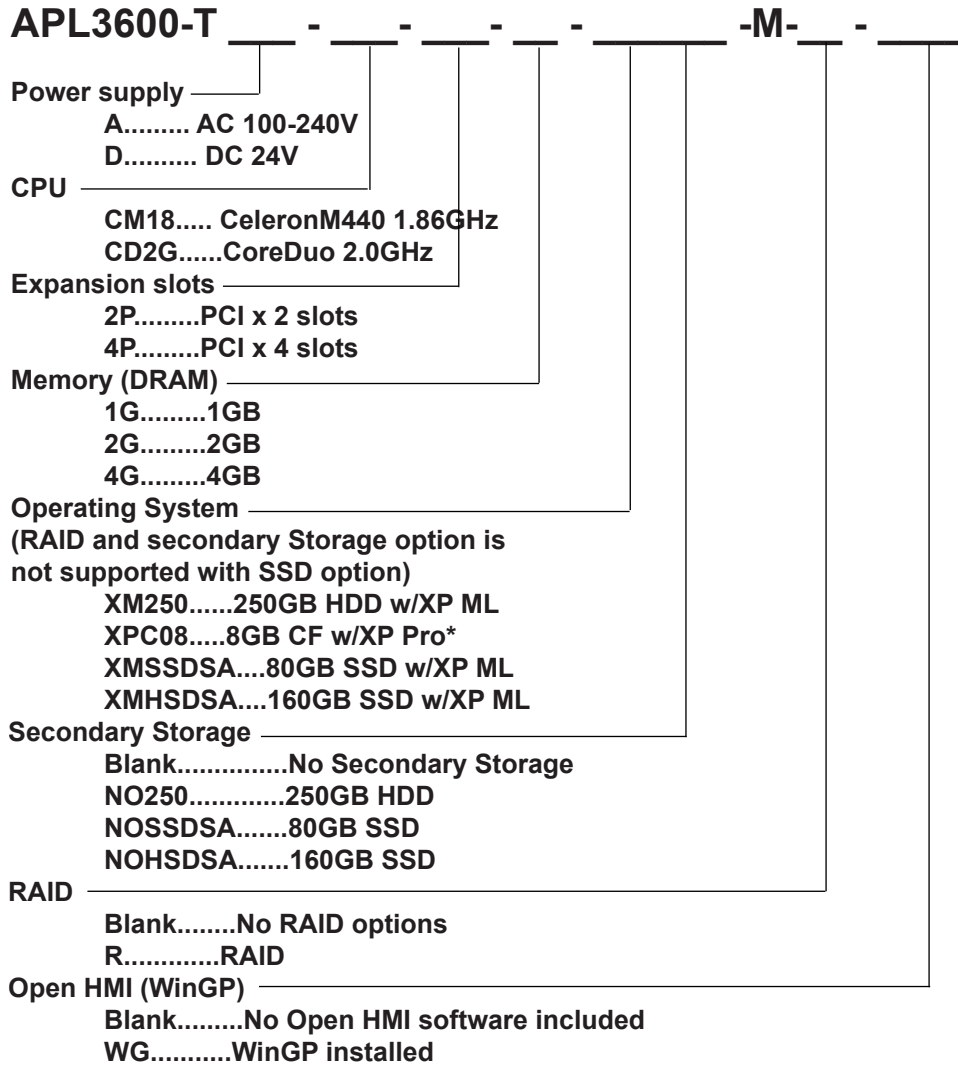
- All product names used in this document are trademarks or registered trademarks of their respective companies.
- All information contained in this document is subject to change without notice.

APL3000 Cutout Compatibility

If you have :	This will fit the same cutout :	Notes:
4612T, 3612T, 3510(T), 3512T, 3310T, 3410T, 9460(T), 9462(T), 9410T, 9412T, 3412T, 3312T	APL3600T	
4612KPM(T), 3612KPM(T) 3510KP(T), 3512KP(T), 9460KP, 9462KP, 9410KP(T), 3410KP(T), 3310KP(T), 9412KP(T), 3412KP(T), 3312KP(T)	APL3600K	*1
4615T, 3615T	APL3700T	
4715T, 3715T, 3515(T), 3535T, 9465(T)	APL3700T + Adapter plate	Adapter plate : 145053
4715KPM(T), 4615KPM(T), 3615KPM(T), 3715KPM(T), 3515KPM(T), 3512KPM(T), 3535KPM(T), 9465KPM(T)	APL3700K	

*1 When you Migrate from 3612KPM(T)/4612KPM(T) to APL3600K requires removing attachment plate screwed on APL. More details see APL3000 series Hardware Manual. (The original cutout size with spacers is to keep compatibilities with PL3700, FP3710, AGP3750 and PS3710/11)

Ordering Information



*The languages included with this version of Windows XP Pro are English, French, Spanish, Brazilian Portuguese, Japanese, Simplified and Traditional Chinese.



California Proposition 65 Warning—Lead and Lead Compounds

Advertencia de la Proposición 65 de California—Plomo y compuestos de plomo

Avertissement concernant la Proposition 65 de Californie—Plomb et composés de plomb

⚠ WARNING: This product can expose you to chemicals including lead and lead compounds, which are known to the State of California to cause cancer and birth defects or other reproductive harm. For more information go to: www.P65Warnings.ca.gov.

⚠ ADVERTENCIA: Este producto puede exponerle a químicos incluyendo plomo y compuestos de plomo, que es (son) conocido(s) por el Estado de California como causante(s) de cáncer y defectos de nacimiento u otros daños reproductivos. Para mayor información, visite : www.P65Warnings.ca.gov.

⚠ AVERTISSEMENT: Ce produit peut vous exposer à des agents chimiques, y compris plomb et composés de plomb, identifiés par l'État de Californie comme pouvant causer le cancer et des malformations congénitales ou autres troubles de l'appareil reproducteur. Pour de plus amples informations, prière de consulter: www.P65Warnings.ca.gov.

All trademarks are the property of Schneider Electric SE, its subsidiaries, and affiliated companies.

Schneider Electric USA, Inc.
800 Federal Street
Andover, MA 01810 USA
888-778-2733
www.schneider-electric.us

Todas las marcas comerciales son propiedad de Schneider Electric SE, sus filiales y compañías afiliadas.

Importado en México por:
Schneider Electric México, S.A. de C.V.
Av. Ejercito Nacional No. 904
Col. Palmas, Polanco 11560 México, D.F.
55-5804-5000
www.schneider-electric.com.mx

Toutes les marques commerciales sont la propriété de Schneider Electric SE, ses filiales et compagnies affiliées.

Schneider Electric Canada, Inc.
5985 McLaughlin Road
Mississauga, ON L5R 1B8 Canada
800-565-6699
www.schneider-electric.ca