



GLC2400T - TFT Color

7.4" Color HMI with distributed I/O and industrial network connectivity support

The **GLC2400** is a powerful integrated HMI/PLC one box solution. This combination streamlines machine design by capitalizing on integrating information, display and control in one unit while reducing overall system costs. Unit includes bar code reader support, a sound output for audio machine feedback and printer output for report generation.

The **GLC2000** family features powerful logic control algorithms including timers, counters, logical operations, mathematical, bit manipulation etc for precise machine control and monitoring. Additionally, expanded communications to popular industrial network interfaces are supported with optional communication modules listed in the specifications.


GLC2400-TC41-24V

FEATURES

- 7.4 inch touch screen
- TFT 256 Color LCD
- 640 x 480 resolution
- RS-232/422 Com Ports
- Ethernet Port (10 baseT)
- CompactFlash™ Port
- Sound Output
- 2CH Flex Network Master Interface
- Optional Communication Module Interface

INFORMATION

Powerful secured data collection and sharing



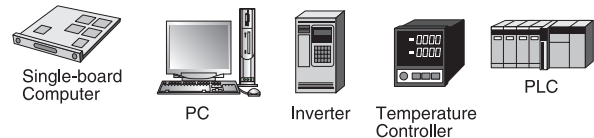
Various HMI software solutions available to match your needs:

- Advanced featured Graphics Editor for drawing objects, animation, creating pre-configured operator objects, scripting, etc.
- Recipes Trending, Data Logging, Alarm/Event Management, Security, etc.
- Software application connectivity via OPC, DDE, SQL, DLL, SMTP Email
- Data sharing via Ethernet, Internet, or CompactFlash™
- Web-enabled browser features (optional Pro-Server)

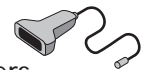
COMMUNICATION

Versatile interfaces support flexible and expanding control system needs

SIO 1ch (COM1) To connect various controllers



SIO 2ch (COM2) Serial devices, such as single or two-dimensional bar code readers



Industrial Network Connectivity (optional)


- PROFIBUS (Slave or Master)
- CANopen (Slave)
- DeviceNet (Slave or Master)
- Modbus Plus

CONTROL - DISTRIBUTED I/O MODULES FOR UP TO 1008 POINTS

GLC control features include: timers, counters, logical operations, mathematical, bit manipulation, etc. Mix and match any combination of analog and discrete I/O modules to meet your application needs.

Flex Network Module Types:

- 8, 16, 32 and 64-Point Discrete
- Hi-Speed Counter
- 4 Ch. and 2 Ch. Analog In or Out
- Single-Axis Positioning



Please Note: Refer to the Flex Network datasheets for specifications on I/O modules.

GLC2400T SPECIFICATIONS

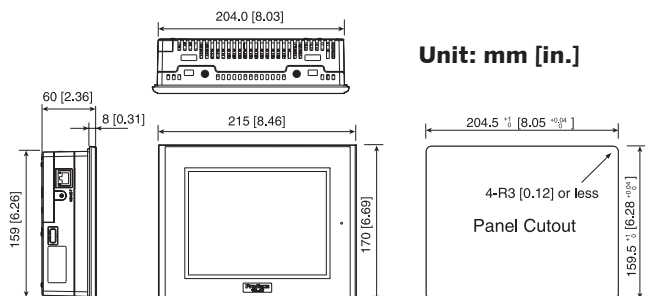
FUNCTIONAL SPECIFICATIONS

Model	GLC2400-TC41-24V	
Display	Type	TFT Color LCD
	Colors	256 colors, No blink/64 colors, 3-speed blink (Color switching is done via software)
	Backlight	CCFL (Service life: 50,000 hrs. or more at 25°C and 24 hrs. operation) User replaceable
	Resolution	640 x 480 pixels
	Effective Display Area (mm)	W149.8mm [5.90in.] x H184.5mm [4.42in.]
Memory	Brightness Control	4 levels of adjustment available via touch panel
	Application	4MB FLASH EPROM (Approx. 1280 screens at 3.2KB/screen)
Control Memory	Data Backup	256KB SRAM - uses a lithium battery
	Program Area	128KB FLASH EPROM
Interfaces	Variable Area	32KB SRAM - uses a lithium battery
	Serial (COM 1) Interface	RS-232C/RS-422 configurable, 25 pin D-sub, Data Transmission Speed: 2400 to 115.2 kbps
	Exp. Serial (COM 2) Interface	RS-232C, 9 pin D-sub, Data Transmission Speed: 2400 to 38.4 kbps
	Network Interface	Ethernet IEEE802.3 10BASE-T
	Tool Connector Port	8-pin mini Din for programming/bar code reader
	CF Card Interface	1 slot (CompactFlash™)
	Expansion Interface	Yes - for optional communication modules
	Sound	External Speaker Connection (Terminal Block) Monaural 1CH. Sound line out output 2.7Vp-p (Rated Load: 10kOhm). Speaker Output 70mW (Rated Load: 8 Ohm, Frequency: 1kHz). Recommended Wire: AWG#28 to #16
Flex Network Interface		For connecting to Flex Network distributed I/O modules

GENERAL SPECIFICATIONS

Electrical	Rated Voltage	24VDC
	Rated Voltage Range	19.2VDC to 28.8VDC
	Power Consumption	28W or less
Environmental	Ambient Operating Temp.	0°C to 50°C
	Storage Temperature	-20°C to 60°C
	Operating Humidity	10%RH to 90%RH (non-condensing, drybulb temperature: 30°C or less)
	Storage Humidity	10%RH to 90%RH (non-condensing, drybulb temperature: 30°C or less)
	Vibration Resistance	IEC61131-2 (JIS B 3501) compliant. When vibration is NOT continuous: 10Hz to 57Hz 0.075mm, 57Hz to 150Hz 9.8m/s ² When vibration is continuous: 10Hz to 57Hz 0.035mm, 57Hz to 150Hz 4.9m/s ² X,Y, Z direction for 10 times (80min.)
Structural	Ratings	NEMA TYPE#250 Type 4 x/12 (limited to the front face after installation in a panel)
	Certifications	EN55011, EN61000-6-2, UL/cUL 1604, Class 1, Div 2
	External Dimensions	W215mm[8.46in.] x H170mm [6.69in.] x D60mm [2.36in.] (main unit only)
	Weight	1.7kg (3.7lb) or less (main unit only)

EXTERNAL DIMENSIONS



OPTIONAL COMM. MODULES

CA1-DNSALL-21	DeviceNet Slave Interface module
CA2-DNMALL-41	DeviceNet Master Interface module
CA3-MBPALL-41	Modbus Plus interface module
CA1-PFSALL-21	Profibus DP Slave interface module
CA2-PFMALL-21	Profibus DP Master Interface module
CA1-COSALL-21	CANopen Slave Interface module
QPI-ABD-201*	Data Highway Plus interface module
QPI-ABR-201*	AB 1771 Remote I/O interface module
*PSL-CONV00	Required adapter when using QPI communication modules

ORDERING INFORMATION

ORDER NUMBER

GLC2400-TC41-24V

DESCRIPTION

7.4" Color Touch Screen HMI with control

OPTIONAL ACCESSORIES

PS400-DF00	Screen protection sheets, qty 5
PS400-BU00-MS	Backlight Replacement
GPW-CB02	Data transfer cable, GLC to PC 9-Pin RS232 D-Sub
GPW-CB03	Data transfer cable, GLC to PC USB
FN-xxxxx	Any Flex Network distributed I/O module
FN-CABLE2xxx-31-MS	Flex Network cable where xxx is 010, 050, or 200 (meters) in length

Xycom Automation, Inc.
 a Pro-face America Company
734-429-4971
Fax: 734-429-1010
<http://www.xycom.com>

Customer Support Hotline:
734-944-0482





California Proposition 65 Warning—Lead and Lead Compounds

Advertencia de la Proposición 65 de California—Plomo y compuestos de plomo

Avertissement concernant la Proposition 65 de Californie—Plomb et composés de plomb

⚠ WARNING: This product can expose you to chemicals including lead and lead compounds, which are known to the State of California to cause cancer and birth defects or other reproductive harm. For more information go to: www.P65Warnings.ca.gov.

⚠ ADVERTENCIA: Este producto puede exponerle a químicos incluyendo plomo y compuestos de plomo, que es (son) conocido(s) por el Estado de California como causante(s) de cáncer y defectos de nacimiento u otros daños reproductivos. Para mayor información, visite : www.P65Warnings.ca.gov.

⚠ AVERTISSEMENT: Ce produit peut vous exposer à des agents chimiques, y compris plomb et composés de plomb, identifiés par l'État de Californie comme pouvant causer le cancer et des malformations congénitales ou autres troubles de l'appareil reproducteur. Pour de plus amples informations, prière de consulter: www.P65Warnings.ca.gov.

All trademarks are the property of Schneider Electric SE, its subsidiaries, and affiliated companies.

Schneider Electric USA, Inc.
800 Federal Street
Andover, MA 01810 USA
888-778-2733
www.schneider-electric.us

Todas las marcas comerciales son propiedad de Schneider Electric SE, sus filiales y compañías afiliadas.

Importado en México por:
Schneider Electric México, S.A. de C.V.
Av. Ejercito Nacional No. 904
Col. Palmas, Polanco 11560 México, D.F.
55-5804-5000
www.schneider-electric.com.mx

Toutes les marques commerciales sont la propriété de Schneider Electric SE, ses filiales et compagnies affiliées.

Schneider Electric Canada, Inc.
5985 McLaughlin Road
Mississauga, ON L5R 1B8 Canada
800-565-6699
www.schneider-electric.ca