

# 8.4" Panel Computer - PS3450A Series



**Open HMI Option: WinGP**



**TouchPanel Operation**





8 GB or 2 GB Bootable CompactFlash® Card



16-64GB Solid State Drive

8.4-inch TFT Color LCD Panel Computer

AC100/240V	8.4-inch
24VDC	
SVGA	

**PS-3450A**

Models: PS3450-T41 Series

CPU: Intel® ULV Celeron® M 1.0 GHz (AC model)  
Intel® ULV Celeron® M 600 MHz (DC model)

All-in-one model

Windows® XP

Factory Alert System

Windows® XP Embedded

SSD

WinGP

CF Card



**Features:**

- 8.4-inch (SVGA 800 × 600) TFT Touch Panel Computer
- Intel® ULV Celeron® M 1.0 GHz (AC model) Intel® ULV Celeron® M 600 MHz (DC model)
- 40 GB Hard Drive, 2 or 8 GB CF Drive, or 16-64 GB SSD (Solid State Drive)
- Windows XP Pro or Windows XP Embedded
- Integrated Factory Alert System.\*1
- SSD (Solid State Drive) for reliability and faster data access
- NEMA 4/4x/12 Rated

- RoHS Directive-conforming
- Open HMI WinGP Option**
- Use PC as On-demand Touch Screen HMI
- Allows 3rd Party Applications to Run Concurrently:
  - SPC, Vision, SCADA, MRP
- Expands PC Hardware and Data Connectivity Options

**Performance Specifications**

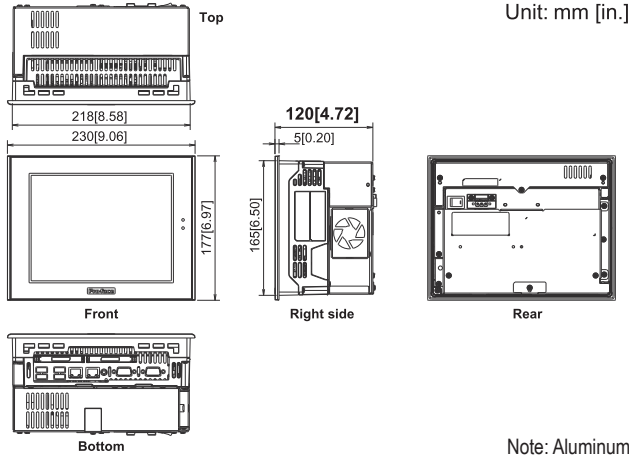
Model	PS3450-T41 Series - Build to order (See reverse side for ordering information)	
Supported OS	Windows® XP Multi-language (XM40, XM16SA, XM32SA, XM64SA), Windows® XP Pro* (XPC08) (*This version of XP Pro includes English, French, Spanish, Brazilian Portuguese, Japanese, Simplified and Traditional Chinese Languages), Windows® XP Embedded Multi-language (EM2G)	
CPU	Intel® ULV Celeron® M 1.0 GHz (AC model) Intel® ULV Celeron® M 600 MHz (DC model)	
Standard Memory	1 GB SO-DIMM	
Maximum Memory	1 Slot (Max. 1 GB) SO-DIMM socket	
Graphics Display Resolution	SVGA (800 × 600 dots)	
Video Memory	Max. 64 MB (When using Windows®) UMA Type	
Display Type and Size	TFT Color LCD (8.4 inch)	
Display Colors	262,144 Colors	
Display Area	W 172.4mm [6.79in] x H 129.8mm [5.11in]	
Touch Screen	Resistive Film (Analog)	
Serial	COM1: RS 232C, D-sub 9 pin (plug) COM2: RS 232C, D-sub 9 pin (plug) (422 / 485, RI/+5V switchable)	
LAN	Rear 2 ports. RJ-45 type modular jack connector (8 pins) LAN1: auto change to 10BASE-T/100BASE-TX LAN2: auto change to 10BASE-T/100BASE-TX/1000BASE-T (Support Wake On Lan)	
USB	USB 2.0 compatible rear 4 ports	
Sound	Stereo speaker output, rear 1 port (3.5mm jack)	
Disk	IDE I/F, Master: 2.5 inch 40GB HDD. or 16-64GB SSD Slave: CF Card I/F (not hot-swappable). Switchable to Master by hardware setting.	
PCI	Rev.2.2 Compatible PCI I/F (5V) 1 Port Slot Length: Depth 174.63mm[6.88in.] x Height 106.68mm[4.2in.]	

\*1 The Factory Alert System is equipped without RAS port.

**General Specifications**

Model	PS3450-T41 Series	PS3450-T41-24V
Input Voltage	AC100 to 240V (Rated Voltage AC85 to 265V)	24V DC (Rated Voltage DC19.2 to 28.8V)
Power Consumption	120VA or less	65W or less
Allowable Voltage Drop	1 cycle or less (Voltage drop interval must be 1s or more.)	5ms (max.)
Voltage Endurance	AC1500V 20mA for 1 minute (between charging and FG terminals)	AC500V 20mA for 1 minute (between charging and FG terminals)
Insulation Resistance	DC500V 10MΩ(min.) (between charging and FG terminals)	
Certifications	UL508, CSA-C22.2 No.142-M1987, CE (EN55011 Class A, EN61000-6-2, EN60950-1 (AC Only)), RoHS	
Temperature	0 to 50°C (32 to 122°F) without HDD; 5 to 50°C (41 to 122°F) with HDD (Storage Temperature -20 to +60°C (-4 to 140°F))	
Humidity - Ambient/Storage	10 to 90% RH (Not condensing, wet bulb temperature: 39°C (102.2°F) or less). Wet bulb temperature with HDD; 29°C or less (84.2°F)	
Corrosive Gas	Free of corrosive gases	
Noise Immunity	Noise Voltage: 1500Vp-p, Pulse Duration: 50ns, 500ns, 1µs, Rise Time: 1ns (via noise simulator)	
Cooling Method	Forced Air Cooling by Fan	
Electrostatic Discharge Immunity	6kV (complies with EN 61000-4-2 Level 3)	
Vibration Resistance	IEC61131-2 compliant: Without HDD - 5 to 9Hz half-amplitude 3.5mm, 9 to 150Hz constant-accelerated velocity 9.8m/s². X,Y,Z directions for 10 cycle (100 minute) With HDD - 10 to 25 Hz Single amplitude: 0.075 mm (0.003in) 57 to 150 Hz Fixed acceleration: 4.9m/s², X, Y, Z directions 10 cycles (for 30 minutes)	
Shock During Operation	EN/IEC 60068-2-27 compliant, 147m/Sec, 11msec (Approx. 15G), 3 shocks to 3 direction/ axis	
Rating	Equivalent to IP65f, NEMA #250 TYPE 4/4X/12	
Weight	Approx. 4.0kg [8.8lb] max. (unit only)	
External Dimensions	230mm [9.06in.] W x 177mm [6.97in.] H x 120mm [4.72in.] D (not including connectors)	
Warranty	Two (2) year	

### PS-3450A - External Dimensions



### Ordering Information

PS3450 \_\_\_\_\_ - 1G - \_\_\_\_\_ - \_\_\_\_\_

Power Supply: \_\_\_\_\_  
 TA-CM10.....AC  
 A-TD.....DC

Operating System: \_\_\_\_\_  
 XM40....40 GB HDD w/ XP ML  
 EM2G....2 GB CF w/ XPe ML  
 XPC08..8 GB CF w/ XP Pro\*  
 XM16SA..16GB SSDw/XP ML  
 XM32SA..32GB SSDw/XP ML  
 XM64SA..64GB SSDw/XP ML

Secondary Storage: \_\_\_\_\_  
 Blank.....No Secondary Storage  
 NO40.....40GB HDD  
 NO16SA..16GB SSD  
 NO32SA..32GB SSD

Open HMI: \_\_\_\_\_  
 Blank....No HMI Software Included  
 WG.....WinGP Installed

\* The languages included with this version of Windows XP Pro are English, French, Spanish, Brazilian Portuguese, Japanese, Simplified and Traditional Chinese.

### Optional Items


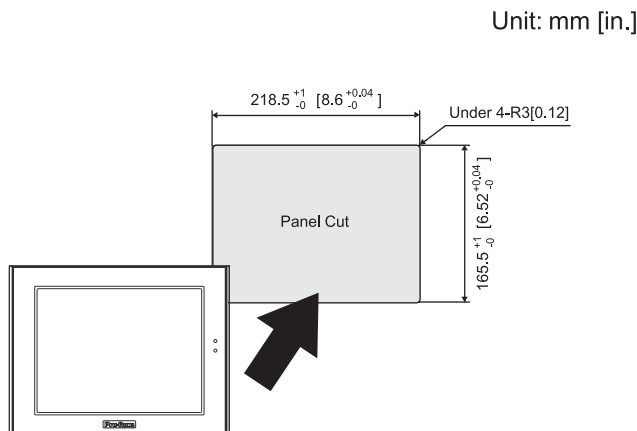
Product Name	Part Number	
SO-DIMM Memory Module	1 GB	PSA-DDR1G
HDD Unit *2	40 GB	PS345XA-HD40 (Replacement)
CF Card *2	512MB	CA3-CFCALL/512MB-01
	1GB	CA6-CFCALL/1GB-01
	2GB	CA8-CFCALL/2GB-01
	8GB	144766
Installation Gasket *1	CA7-WPG8-01	
Installation Fasteners *1	CA3-ATFALL-01	
AC Power Connector *1	CA7-ACCNL-0	
DC Power Connector *1	CA7-DCCNL-01	
Screen Protection Sheet (5 sheets/set)	CA7-DFS8-01	

\*1 Standard attachment for all models.  
 \*2 Not installed with operating system.

**Caution:** Before operating any of these products, please be sure to read all related manuals thoroughly.

- All product names used in this document are trademarks or registered trademarks of their respective companies.
- All information contained in this document is subject to change without notice.

### Panel Cut Dimensions



Installation Fasteners



Customer Service Hotline: 734.944.0482

Pro-face America  
 Phone: 734.429.4971  
 Fax: 734.429.1010  
 www.profaceamerica.com

For more information

ACCESS

www.profaceamerica.com

**Pro-face**  
 Your HMI and Industrial PC Authority



# California Proposition 65 Warning—Lead and Lead Compounds

## Advertencia de la Proposición 65 de California—Plomo y compuestos de plomo

### Avertissement concernant la Proposition 65 de Californie—Plomb et composés de plomb

**⚠ WARNING:** This product can expose you to chemicals including lead and lead compounds, which are known to the State of California to cause cancer and birth defects or other reproductive harm. For more information go to: [www.P65Warnings.ca.gov](http://www.P65Warnings.ca.gov).

**⚠ ADVERTENCIA:** Este producto puede exponerle a químicos incluyendo plomo y compuestos de plomo, que es (son) conocido(s) por el Estado de California como causante(s) de cáncer y defectos de nacimiento u otros daños reproductivos. Para mayor información, visite : [www.P65Warnings.ca.gov](http://www.P65Warnings.ca.gov).

**⚠ AVERTISSEMENT:** Ce produit peut vous exposer à des agents chimiques, y compris plomb et composés de plomb, identifiés par l'État de Californie comme pouvant causer le cancer et des malformations congénitales ou autres troubles de l'appareil reproducteur. Pour de plus amples informations, prière de consulter: [www.P65Warnings.ca.gov](http://www.P65Warnings.ca.gov).

All trademarks are the property of Schneider Electric SE, its subsidiaries, and affiliated companies.

**Schneider Electric USA, Inc.**  
800 Federal Street  
Andover, MA 01810 USA  
888-778-2733  
[www.schneider-electric.us](http://www.schneider-electric.us)

Todas las marcas comerciales son propiedad de Schneider Electric SE, sus filiales y compañías afiliadas.

Importado en México por:  
**Schneider Electric México, S.A. de C.V.**  
Av. Ejercito Nacional No. 904  
Col. Palmas, Polanco 11560 México, D.F.  
55-5804-5000  
[www.schneider-electric.com.mx](http://www.schneider-electric.com.mx)

Toutes les marques commerciales sont la propriété de Schneider Electric SE, ses filiales et compagnies affiliées.

**Schneider Electric Canada, Inc.**  
5985 McLaughlin Road  
Mississauga, ON L5R 1B8 Canada  
800-565-6699  
[www.schneider-electric.ca](http://www.schneider-electric.ca)