

# 4.3" and 7.0" Wide Screen Quick Mount HMI: STM6x00 Series



**Features:**

- 16 Million Colors
- Separate Front and Rear Module all for quick installation in 22mm hole
- 64-bit RISC CPU for ultra-fast screen refresh and communication
- No grid analog touch panel for improved visibility and precise part placement
- Supports a large range of Serial or Ethernet protocols
- USB Interfaces can be used for project transfer
- Programmed with the flexible BLUE Screen Development Software

**Specifications**

Model		STM6200WAD	STM6400WAD
Order Numbers		PFXSTM6200WAD	PFXSTM6400WAD
Resolution		480 x 272 pixels	800 x 480 pixels
Display	Type	4.3" TFT Color LCD	7.0" TFT Color LCD
	Colors	16 million colors	
	Backlight	White LED (Not user replaceable. When replacement is required, contact customer support.)	
	Brightness Control	16 levels (Adjusted with touch panel or software)	
	Touch Panel Lifetime	1,000,000 times or more	
	Touch Panel	Resistive Film (Analog) 1024 x 1024 pixels	
Memory	Application	128MB, FLASH EPROM	
	Battery	Rechargeable battery (for 5years min) / Secondary battery for clock data backup	
Interfaces	Serial (COM1)	Asynchronous Transmission: RS-232C/422/485, Data Length: 7 or 8 bits, Stop Bit: 1 or 2 bits, Parity: None, Even or Odd, Data Transmission Speed: 2,400 to 115,200 bps, Connector: D-Sub 9 (plug)	
	Ethernet	IEEE802.3i/IEEE802.3u, 10BASE-T/100BASE-TX, Connector: Modular jack (RJ-45) x 2	
	USB (Type A)	Conforms to USB 2.0 (Type A) x 1, Power supply voltage: 5 Vdc ±5 %, Output Current: 500 mA/ port, Maximum transmission distance : 5 m [16.4 ft.]	
	USB (micro-B)	Conforms to USB 2.0 (micro-B) x 1, Maximum transmission distance : 5 m [16.4 ft.]	

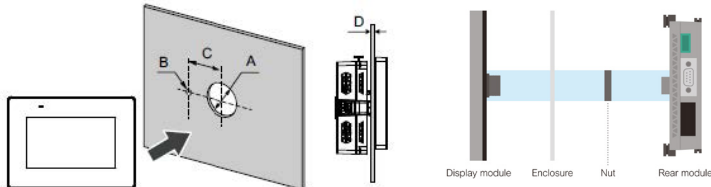
**General Specifications**

Model		STM6200WAD	STM6400WAD
Electrical	Rated Input Voltage	24V DC	
	Input Voltage Limits	19.2...28.8 Vdc	
	Power Consumption	1.0 W or less (display only) 6.8 W or less (rear module)	3.6 W or less (display only) 6.8 W or less (rear module)
Environmental	Ambient Operating Temperature	0 to 50 °C (32 to 122 °F)	
	Storage Temperature	-20 to 60 °C (-4 to 140 °F)	
	Ambient air and storage humidity	10%...90% RH (Non condensing, wet bulb temperature 39 °C [102.2 °F] or less)	
	Dust	0.1 mg/m3 (10-7 oz/ft3) or less (non-conductive levels)	
	Vibration Resistance	IEC/EN 61131-2 compliant, 5 to 9 Hz single amplitude 3.5 mm [0.14 in.], 9 to 150 Hz fixed acceleration: 9.8 m/s2, X, Y, Z directions for 10 cycles (approx. 100 min.)	
Structural	Structure <sup>*1</sup>	IP65F, UL 50/50E, Type 1, Type 4X (indoor use only), Type 12, Type 13 (Display Module Only) IP20 (Rear Module)	
	Certifications	UL508 and CSA-C22.2 No.142, UL1604 / ANSI/ISA 12.12.01 and CSA-C22.2 No.213 (Class I, Div 2, Groups A, B, C and D), CE, RoHS, 2004/108/EC EMC Directive, KC	
	External Dimensions (Front Module)	140.4 x 101.1 x 13.9 mm (5.53 x 3.98 x 0.55 in) (excluding protrusions)	201.2 x 137.2 x 17.1 mm (7.92 x 5.4 x 0.67 in)(excluding protrusions)
	External Dimensions (Rear Module)	145.6 x 108.23 x 41.4 mm (5.73 x 4.26 x 1.63 in) (excluding protrusions)	
	Cooling Method	Natural Air Circulation	
	Weight	0.22 kg (0.49 lb) or less	0.49 kg (1.08 lb) or less
	Warranty	Two year standard	

<sup>\*1</sup> The front face of this product, installed in a solid panel, has been tested using conditions equivalent to the standards shown in the specification. Even though this product's level of resistance is equivalent to these standards, oils that should have no effect on this product can possibly harm this product. This can occur in areas where either vaporized oils are present, or where low viscosity cutting oils are allowed to adhere to this product for long periods of time. If this product's front face protection sheet peels off, these conditions can lead to the ingress of oil into this product and separate protection measures are suggested. Also, if nonapproved oils are present, they may cause deformation or corrosion of the front panel's cover. Therefore, prior to installing this product, be sure to confirm the type of conditions that will be present in this product's operating environment. If the installation gasket is used for a long period of time, or if this product and its gasket are removed from the panel, the original level of protection cannot be kept.

**Cut-Out Dimensions**

Unit: MM (in)



A	B	C
22.5 mm (+0/-0.3 mm) (0.88 in [+0/-0.01 in])	4.0 mm (+0/-0.2 mm) (0.15 in [+0/-0.007 in])	30.0 mm (+0/-0.2 mm) (1.18 in [+0/-0.007 in])



**Ordering Information**

Part Number	Description
PFXSTM6200WAD	4.3" TFT wide screen, 1 Serial, 2 USB, Ethernet, 22mm Quick Mount, 16 million colors, 24VDC
PFXSTM6400WAD	7.0" TFT wide screen, 1 Serial, 2 USB, Ethernet, 22mm Quick Mount, 16 million colors, 24VDC

**Optional Items**

Part Number	Product Name
PFXSTM62TP	STM6000 4"W Basic Display Module
PFXSTM64TP	STM6000 7"W Basic Display Module
PFXSTM6B	STM6000 Basic Rear Module

**Software Compatibility**



**Pro-face America**  
 Phone: 734.477.0600  
 Fax: 734.864.7347  
 www.profaceamerica.com

**Customer Service Hotline: 800.289.9266**

For more information  
**ACCESS** www.profaceamerica.com

**Pro-face™**  
 by Schneider Electric